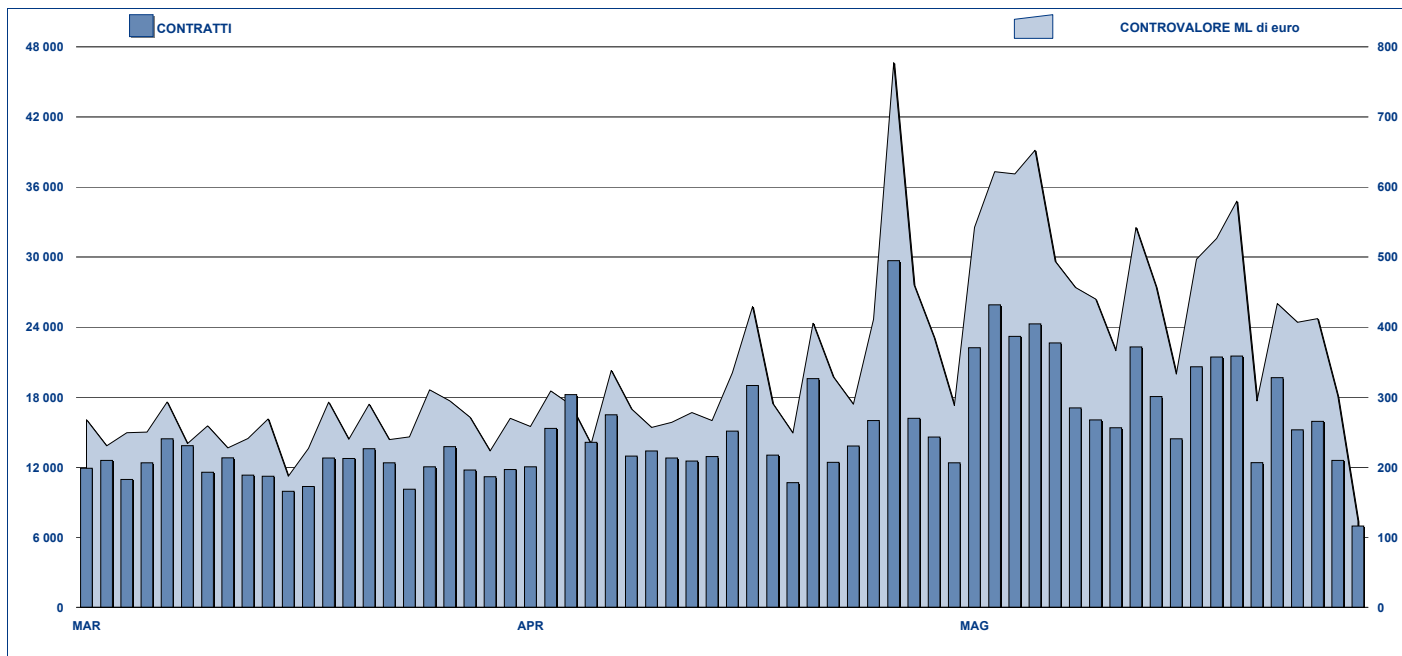


## ANDAMENTO DEGLI SCAMBI



## PRINCIPALI INDICATORI

	LISTINO				SCAMBI					
	QUOTATI FINE MESE	NEW LISTED NEL MESE	AUM ML euro 30/04/2010	Depositato in MT ML euro 31/05/2010	APRILE 2010		MAGGIO 2010		GEN - MAG 2010	
					Contratti	Controv. ML di euro	Contratti	Controv. ML di euro	Contratti	Controv. ML di euro
ETF - DEVELOPED MARKET	138	2	5 743.24	5 773.47	123 248	3 626.20	200 377	5 540.03	651 142	17 962.69
ETF - CORPORATE E GOV BOND	77	-	4 983.29	4 983.80	17 442	834.61	21 341	1 055.82	87 670	4 357.73
ETF - EMERGING MARKETS	61	-	3 632.55	3 457.75	83 046	1 273.86	66 480	1 260.98	351 619	5 757.92
ETF - STYLE	23	-	437.53	428.54	3 212	55.88	3 061	58.73	14 370	262.84
ETF - ALTRO	121	-	1 200.88	1 164.94	19 889	382.09	16 713	350.69	82 910	1 597.38
ETC	67	-	1 440.08	1 625.36	61 961	707.15	72 272	1 120.91	303 159	3 602.29
<b>TOTALE</b>	<b>487</b>	<b>2</b>	<b>17 437.56</b>	<b>17 413.85</b>	<b>308 798</b>	<b>6 879.79</b>	<b>380 244</b>	<b>9 387.16</b>	<b>1 490 870</b>	<b>33 540.86</b>

### STRUMENTI PIU' SCAMBIATI PER CONTRATTI NEL MESE E RELATIVO SPREAD

Denominazione	COD ALF/ISIN	CONTRATTI		SPREAD	
		numero	% TOT	BBO	25 000 €
1 LYXOR ETF XBEAR FTSE MIB	XBRMIB FR0010446666	59 948	15.8%	0.11%	0.13%
2 LYXOR ETF LEVERAGED FTSE MIB	LEVMBIB FR0010446658	45 696	12.0%	0.16%	0.18%
3 LYXOR ETF MSCI INDIA (A)	INDI FR0010361683	11 829	3.1%	0.19%	0.24%
4 ETFS LEVERAGED NATURAL GAS	LNGA JE00B2NFTQ41	11 697	3.1%	0.27%	0.32%
5 LYXOR ETF FTSE MIB	ETFMIB FR0010010827	11 271	3.0%	0.11%	0.12%
6 ETFS LEVERAGED CRUDE OIL	LOIL JE00B2NFTJ73	8 494	2.2%	0.24%	0.26%
7 ISHARES S&P 500	IUSA IE0031442068	7 953	2.1%	0.08%	0.08%
8 LYXOR ETF LEVDAX	DAXLEV LU0252634307	6 943	1.8%	0.15%	0.16%
9 LYXOR ETF BRAZIL (IBOVESPA) (A)	BRA FR0010408799	6 678	1.8%	0.27%	0.33%
10 LYXOR ETF CHINA	CINA FR0010204081	6 410	1.7%	0.18%	0.21%

### STRUMENTI PIU' SCAMBIATI PER CONTROLVALORE NEL MESE E RELATIVO SPREAD

Denominazione	COD ALFA ISIN	CONTROLVALORE		SPREAD	
		ML di €	% TOT	BBO	25 000 €
1 LYXOR ETF XBEAR FTSE MIB	XBRMIB FR0010446666	1 396	14.9%	0.11%	0.13%
2 LYXOR ETF LEVERAGED FTSE MIB LEVMBIB	FR0010446658	679	7.2%	0.16%	0.18%
3 ISHARES EURO STOXX 50	EUE IE0008471009	334	3.6%	0.10%	0.10%
4 ISHARES S&P 500	IUSA IE0031442068	315	3.4%	0.08%	0.08%
5 LYXOR ETF FTSE MIB	ETFMIB FR0010010827	256	2.7%	0.11%	0.12%
6 ETFS PHYSICAL GOLD	PHAU JE00B1VS3770	238	2.5%	0.05%	0.05%
7 DB X-TRACKERS DJEUSTXX50 SHCXSX	LU0292106753	223	2.4%	0.18%	0.17%
8 LYXOR ETF LEVDAX	DAXLEV LU0252634307	207	2.2%	0.15%	0.16%
9 LYXOR ETF DAX	DAXX LU0252633754	186	2.0%	0.08%	0.09%
10 LYXOR ETF EURO STOXX 50	MSE FR0007054358	173	1.8%	0.16%	0.17%

### STRUMENTI PIU' SCAMBIATI PER CONTRATTI NELL'ANNO E RELATIVO SPREAD

Denominazione	COD ALF/ISIN	CONTRATTI		SPREAD	
		numero	% TOT	BBO	25 000 €
1 LYXOR ETF XBEAR FTSE MIB	XBRMIB FR0010446666	182 671	12.3%	0.09%	0.10%
2 LYXOR ETF LEVERAGED FTSE MIB	LEVMBIB FR0010446658	135 110	9.1%	0.12%	0.13%
3 ETFS LEVERAGED NATURAL GAS	LNGA JE00B2NFTQ41	78 350	5.3%	0.26%	0.32%
4 LYXOR ETF MSCI INDIA (A)	INDI FR0010361683	55 441	3.7%	0.16%	0.20%
5 LYXOR ETF FTSE MIB	ETFMIB FR0010010827	42 422	2.8%	0.07%	0.07%
6 LYXOR ETF CHINA	CINA FR0010204081	40 252	2.7%	0.13%	0.16%
7 LYXOR ETF BRAZIL (IBOVESPA) (A)	BRA FR0010408799	36 209	2.4%	0.20%	0.25%
8 ETFS NATURAL GAS	NGAS GB00B15KY104	35 938	2.4%	0.24%	0.27%
9 ISHARES MSCI BRAZIL	IBZL IE00B0M63516	32 508	2.2%	0.17%	0.21%
10 ISHARES S&P 500	IUSA IE0031442068	26 980	1.8%	0.07%	0.07%

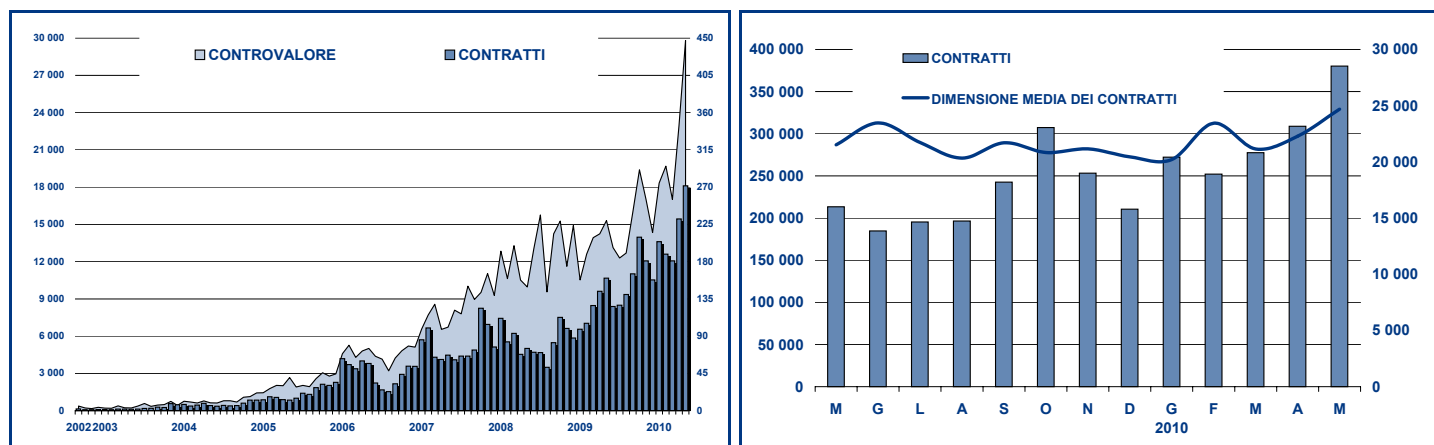
### STRUMENTI PIU' SCAMBIATI PER CONTROLVALORE NELL'ANNO E RELATIVO SPREAD

Denominazione	COD ALFA ISIN	CONTROLVALORE		SPREAD	
		ML di €	% TOT	BBO	25 000 €
1 LYXOR ETF XBEAR FTSE MIB	XBRMIB FR0010446666	3 813	11.4%	0.09%	0.10%
2 LYXOR ETF LEVERAGED FTSE MIB LEVMBIB	FR0010446658	2 478	7.4%	0.12%	0.13%
3 LYXOR ETF FTSE MIB	ETFMIB FR0010010827	1 052	3.1%	0.07%	0.07%
4 ISHARES EURO STOXX 50	EUE IE0008471009	1 052	3.1%	0.08%	0.09%
5 ISHARES S&P 500	IUSA IE0031442068	947	2.8%	0.07%	0.07%
6 LYXOR ETF LEVDAX	DAXLEV LU0252634307	938	2.8%	0.15%	0.15%
7 LYXOR ETF EURO CASH	LEONIA FR0010510800	674	2.0%	0.01%	0.01%
8 LYXOR ETF EURO STOXX 50	MSE FR0007054358	651	1.9%	0.11%	0.12%
9 LYXOR ETF MSCI INDIA (A)	INDI FR0010361683	632	1.9%	0.16%	0.20%
10 LYXOR ETF CHINA	CINA FR0010204081	626	1.9%	0.13%	0.16%

**ANDAMENTO SCAMBI PER SOGLIE DI CONTROLVALORE**

SOGLIE DI CONTROLVALORE		APRILE 2010		MAGGIO 2010		ANNO 2010			
		Contratti	ML di euro	Contratti	ML di euro	Contratti	% TOT	ML di euro	% TOT
0	500	26 114	5.8	26 422	7.0	117 596	7.9%	28.5	0.1%
500	1000	21 392	15.8	25 613	19.3	104 592	7.0%	77.9	0.2%
1000	2000	40 478	59.0	49 419	71.8	197 698	13.3%	288.7	0.9%
2000	3000	28 937	71.5	37 898	92.7	142 234	9.5%	349.3	1.0%
3000	4000	21 883	75.3	24 451	85.3	104 629	7.0%	363.4	1.1%
4000	5000	18 493	83.9	27 325	122.2	93 735	6.3%	421.6	1.3%
5000	6000	16 067	87.4	18 057	98.7	76 924	5.2%	418.9	1.2%
6000	7000	10 019	64.7	12 558	81.0	45 033	3.0%	291.4	0.9%
7000	8000	7 160	53.5	9 004	67.4	37 152	2.5%	278.3	0.8%
8000	9000	8 055	68.9	9 327	79.3	36 694	2.5%	311.7	0.9%
9000	10000	7 673	73.4	10 178	97.3	37 360	2.5%	357.9	1.1%
10000	15000	27 571	339.9	31 516	384.6	131 227	8.8%	1 607.6	4.8%
15000	20000	14 503	250.5	16 633	292.1	71 555	4.8%	1 240.5	3.7%
20000	25000	9 485	211.6	13 304	294.4	47 169	3.2%	1 045.9	3.1%
25000	30000	6 500	179.2	8 364	230.0	31 377	2.1%	862.6	2.6%
30000	35000	5 222	168.9	5 316	171.6	22 692	1.5%	734.0	2.2%
35000	40000	3 852	143.7	5 072	190.5	19 242	1.3%	721.2	2.2%
40000	45000	2 823	120.1	5 208	220.8	16 493	1.1%	698.7	2.1%
45000	50000	2 566	122.0	3 820	181.2	12 521	0.8%	596.1	1.8%
50000	75000	8 385	509.5	10 529	638.5	39 929	2.7%	2 432.4	7.3%
75000	100000	5 513	479.5	6 694	587.3	25 674	1.7%	2 226.5	6.6%
100000	125000	3 592	403.4	5 063	567.1	18 136	1.2%	2 027.8	6.0%
125000	150000	2 021	279.1	4 244	580.8	13 457	0.9%	1 845.3	5.5%
150000		10 494	3 013.3	14 229	4 226.0	47 751	3.2%	14 314.6	42.7%
<b>TOTALE</b>		<b>308 798</b>	<b>6 879.8</b>	<b>380 244</b>	<b>9 387.2</b>	<b>1 490 870</b>		<b>33 540.9</b>	

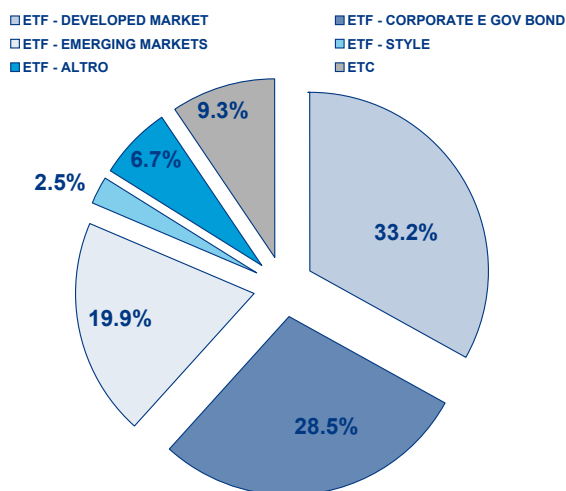
**EVOLUZIONE SCAMBI**



**FOCUS**

MESE	ETF PIU' SCAMBIATO PER CONTROLVALORE		ETF PIU' SCAMBIATO PER CONTRATTI	
	COD. ALFA	EURO	COD. ALFA	NUMERO
MAGGIO	XBRMIB	378 024 568	XBRMIB	31 777
GIUGNO	LEONIA	359 735 004	XBRMIB	22 718
LUGLIO	XBRMIB	432 277 872	XBRMIB	28 293
AGOSTO	LEVMBI	378 528 076	XBRMIB	22 950
SETTEMBRE	XBRMIB	569 463 778	XBRMIB	30 084
OTTOBRE	XBRMIB	697 186 945	XBRMIB	38 810
NOVEMBRE	XBRMIB	675 952 669	XBRMIB	35 201
DICEMBRE	XBRMIB	347 472 099	XBRMIB	19 582
GENNAIO 2010	XBRMIB	462 424 020	XBRMIB	25 764
FEBBRAIO	XBRMIB	745 194 115	XBRMIB	37 501
MARZO	XBRMIB	520 770 821	XBRMIB	27 007
APRILE	XBRMIB	688 925 674	XBRMIB	32 451
MAGGIO	XBRMIB	1 396 182 116	XBRMIB	59 948

**PATRIMONIO NETTO PER ASSET CLASS**



## SPREAD PER SOGLIE DI LIQUIDITA'

	SPREAD PER SOGLIE DI LIQUIDITA'							
	BBO		5 000 €		15 000 €		25 000 €	
	SPREAD	% RILEVAZ	SPREAD	% RILEVAZ	SPREAD	% RILEVAZ	SPREAD	% RILEVAZ
<b>ETF - DEVELOPED MARKET</b>	<b>0.20%</b>	<b>99.84%</b>	<b>0.20%</b>	<b>99.78%</b>	<b>0.21%</b>	<b>99.69%</b>	<b>0.21%</b>	<b>99.58%</b>
AZIONARIO ITALIA	0.12%	99.95%	0.13%	99.94%	0.13%	99.84%	0.13%	99.62%
AZIONARIO EUROPA - AREA	0.22%	99.80%	0.22%	99.75%	0.22%	99.60%	0.22%	99.52%
AZIONARIO EUROPA - SINGOLI PAESI	0.18%	99.83%	0.19%	99.80%	0.20%	99.71%	0.20%	99.53%
AZIONARIO MONDO	0.25%	99.91%	0.26%	99.74%	0.26%	99.71%	0.27%	99.69%
AZIONARIO NORD AMERICA	0.14%	99.82%	0.14%	99.76%	0.15%	99.72%	0.15%	99.61%
AZIONARIO PACIFICO	0.29%	99.87%	0.31%	99.84%	0.32%	99.83%	0.33%	99.74%
AZIONARIO SHORT (SVILUPPATI)	0.24%	99.98%	0.24%	99.84%	0.25%	99.74%	0.25%	99.43%
BUYWRITE - COVERED CALL	1.78%	94.23%	1.74%	93.30%	1.75%	93.30%	1.68%	92.59%
LEVERAGED LONG	0.22%	99.96%	0.23%	99.94%	0.22%	99.65%	0.22%	99.54%
LEVERAGED SHORT	0.85%	99.23%	0.86%	99.08%	0.87%	98.92%	0.87%	98.87%
PROTECTIVE PUT	1.01%	96.83%	0.95%	95.38%	0.95%	95.38%	0.95%	95.18%
SEMI-ATTIVI	0.17%	100.00%	0.18%	99.96%	0.18%	99.85%	0.18%	99.79%
<b>ETF - EMERGING MARKETS</b>	<b>0.30%</b>	<b>99.95%</b>	<b>0.32%</b>	<b>99.88%</b>	<b>0.33%</b>	<b>99.75%</b>	<b>0.34%</b>	<b>99.53%</b>
AZIONARIO EMERGENTI - AFRICA/MEDIO ORIENTE	0.68%	99.87%	0.75%	99.51%	0.78%	98.79%	0.78%	98.11%
AZIONARIO EMERGENTI - ASIA	0.25%	99.98%	0.26%	99.95%	0.28%	99.90%	0.29%	99.78%
AZIONARIO EMERGENTI - CENTRO/SUD AMERICA	0.31%	99.97%	0.32%	99.95%	0.34%	99.80%	0.36%	99.52%
AZIONARIO EMERGENTI - EST EUROPA	0.45%	99.89%	0.46%	99.70%	0.47%	99.21%	0.48%	98.81%
AZIONARIO EMERGENTI - MONDO	0.28%	99.90%	0.30%	99.83%	0.32%	99.78%	0.32%	99.56%
AZIONARIO SHORT (EMERGENTI)	0.94%	96.79%	0.93%	95.85%	0.90%	95.34%	0.90%	95.19%
<b>ETF - CORPORATE GOVERNMENT BONDS</b>	<b>0.16%</b>	<b>98.82%</b>	<b>0.17%</b>	<b>98.69%</b>	<b>0.17%</b>	<b>98.27%</b>	<b>0.17%</b>	<b>98.08%</b>
LIQUIDITA'	0.04%	96.54%	0.04%	96.51%	0.04%	95.24%	0.04%	95.11%
OBBLIGAZIONARIO CORPORATE	0.11%	99.91%	0.12%	99.89%	0.13%	99.85%	0.13%	99.75%
OBBLIGAZIONARIO MISTO	0.29%	99.63%	0.29%	99.63%	0.30%	98.95%	0.31%	98.89%
OBBLIGAZIONARIO SHORT	0.29%	97.87%	0.30%	97.68%	0.30%	96.52%	0.30%	96.11%
TITOLI DI STATO - EMERGENTI	0.49%	100.00%	0.56%	100.00%	0.64%	98.76%	0.67%	95.03%
TITOLI DI STATO - EURO	0.21%	99.14%	0.21%	98.92%	0.22%	98.66%	0.22%	98.50%
TITOLI DI STATO - MONDO	0.52%	98.74%	0.53%	98.69%	0.55%	98.14%	0.56%	97.79%
TITOLI DI STATO - NON EURO	0.24%	98.89%	0.24%	98.62%	0.25%	98.49%	0.25%	98.34%
<b>ETF - STYLE</b>	<b>0.35%</b>	<b>99.57%</b>	<b>0.36%</b>	<b>99.28%</b>	<b>0.36%</b>	<b>98.81%</b>	<b>0.36%</b>	<b>98.67%</b>
AZIONARIO STYLE	0.35%	99.57%	0.36%	99.28%	0.36%	98.81%	0.36%	98.67%
<b>ETF - ALTRO</b>	<b>0.39%</b>	<b>98.59%</b>	<b>0.40%</b>	<b>98.31%</b>	<b>0.40%</b>	<b>98.09%</b>	<b>0.40%</b>	<b>97.97%</b>
AZIONARIO SETTORIALI	0.34%	99.75%	0.35%	99.69%	0.35%	99.57%	0.35%	99.50%
AZIONARIO TEMATICI	0.54%	99.20%	0.57%	98.55%	0.58%	98.15%	0.58%	97.95%
COMMODITIES	0.29%	99.08%	0.29%	98.86%	0.29%	98.66%	0.30%	98.66%
INDICI DI CREDITO	0.38%	75.40%	0.37%	75.15%	0.37%	75.13%	0.37%	75.13%
REAL ESTATE	0.52%	99.65%	0.54%	98.99%	0.55%	98.50%	0.55%	97.97%
<b>ETF</b>	<b>0.23%</b>	<b>99.44%</b>	<b>0.24%</b>	<b>99.34%</b>	<b>0.24%</b>	<b>99.12%</b>	<b>0.25%</b>	<b>98.96%</b>

I dati sono ottenuti mediante osservazioni del book a 5 livelli effettuate ogni cinque minuti durante i giorni di negoziazione del mese oggetto di analisi.

Market Spread: è la differenza tra il prezzo in acquisto e quello in vendita, divisi per la loro media semplice, a cui è risultato possibile effettuare una transazione per ogni importo d'investimento analizzato.

% Rilevaz: è la percentuale sul totale delle osservazioni nelle quali sarebbe possibile effettuare una transazione per ciascun importo d'investimento oggetto di analisi.

La media indicata per ciascuna asset class è la media ponderata sugli Asset Under Management depositati in Monte Titoli di ciascun ETF.

## Novità del mese

Il mercato ETFplus ha visto il mese di maggio 2010 caratterizzarsi per l'alto volume degli scambi, infatti durante l'intero mese la media giornaliera sia del controvalore scambiato sia dei contratti realizzati ha raggiunto i più alti valori di sempre pari rispettivamente a 18 107 contratti e 447 milioni di Euro. Inoltre il segmento ETC del mercato ETFplus ha stabilito un nuovo record di controvalore giornaliero di scambi realizzati in una singola seduta (14 maggio 2010) pari a 82.5 milioni di Euro.

Per quanto riguarda le nuove quotazioni, Lyxor e Credit Suisse hanno lanciato entrambi un nuovo ETF sul mercato azionario statunitense (LYXOR ETF S&P 500 (A) e CS ETF (IE) on S&P 500).

## Markets Analysis

Piazza Affari, 6 - 20123 Milano  
T +39 02 72426.478 | Fax +39 02 8646.4323  
e-mail: [research@borsaitaliana.it](mailto:research@borsaitaliana.it)  
[www.borsaitaliana.it](http://www.borsaitaliana.it)



**Borsa Italiana**  
London Stock Exchange Group

## ANDAMENTO PRINCIPALI INDICATORI

Denominazione	TIPO	Codice alfab.	ISIN	Prezzo di Riferimento			Scambi nel mese		Scambi nel periodo	
				30/04/2010	31/05/2010	variaz. %	Contratti	Controv. €	GEN - MAG 2010	
				euro	euro				Contratti	Controv. €
<b>ETF</b>										
1 ISHARES EURO STOXX 50	ETF	EUE	IE0008471009	28.210	26.610	-5.7%	6.004	334.360.813	23.014	1.052.240.834
2 ISHARES STOXX EUROPE 50	ETF	EUN	IE0008470928	25.435	24.125	-5.2%	793	48.136.720	3.467	190.020.320
3 LYXOR ETF EURO STOXX 50	ETF	MSE	FR0007054358	28.440	26.880	-5.5%	4.035	173.369.810	16.657	650.737.990
4 AMUNDI ETF S&P EUROPE 350 FUND	ETF	CASAME	IE0031091428	133.880	126.720	-5.2%	140	3.466.889	66	8.170.984
5 AMUNDI ETF S&P EURO FUND	ETF	CASAMO	IE0031091642	140.630	132.640	-5.7%	60	3.597.132	261	5.566.737
6 LYXOR ETF DOW JONES INDUSTRIAL AVERAGE	ETF	DJE	FR0007056841	84.750	83.610	-1.3%	910	24.426.893	3.810	144.679.639
7 LYXOR ETF NASDAQ-100	ETF	UST	FR0007063177	6.115	6.060	-0.9%	2.051	41.562.894	7.255	109.698.782
8 ISHARES S&P 500	ETF	USA	IE0031442068	9.028	8.843	-2.0%	7.953	315.060.421	26.980	946.832.974
9 POWERSHARES EQQQ FUND	ETF	EQQQ	IE0032077012	37.630	37.310	-0.9%	1.788	60.961.716	7.333	245.423.478
10 LYXOR ETF DJ GLOBAL TITANS 50	ETF	MGT	FR0007075494	17.550	17.000	-3.1%	205	1.539.516	1.020	8.827.255
11 LYXOR ETF FTSE MIB	ETF	ETFMIB	FR0010010827	21.706	20.003	-7.8%	11.271	256.425.493	42.422	1.052.320.804
12 ISHARES FTSEUROFIRST 80	ETF	IEUR	IE0004855221	8.830	8.190	-7.2%	38	484.498	204	3.206.628
13 ISHARES FTSEUROFIRST 100	ETF	IEUT	IE0030974079	21.955	20.125	-6.8%	28	619.357	136	4.864.067
14 ISHARES MARKIT IBOXX EURO CORPORATE BOND	ETF	IBCX	IE0032523478	122.520	121.020	-1.2%	2.914	130.360.243	11.988	585.278.157
15 LYXOR ETF EUROMTS GLOBAL	ETF	EMG	FR0010028860	132.270	134.440	1.6%	407	34.252.627	2.543	145.879.738
16 LYXOR ETF EUROMTS 3-5Y	ETF	EM35	FR0010037234	128.340	130.020	1.3%	1.062	29.498.158	5.398	292.415.939
17 LYXOR ETF EUROMTS 10-15Y	ETF	EM1015	FR0010037242	135.140	137.750	1.9%	192	22.149.121	1.212	83.468.432
18 ISHARES MSCI JAPAN	ETF	JPN	IE000202XK15	7.855	7.755	-1.3%	3.309	106.038.656	15.336	380.591.033
19 ISHARES FTSEXINHUA CHINA 25	ETF	FXC	IE000202XK45	88.110	90.620	2.8%	3.747	76.699.346	22.771	343.770.229
20 ISHARES EURO STOXX MID	ETF	DJMC	IE000202XK12	34.690	31.880	-8.1%	138	646.883	870	7.359.882
21 ISHARES EURO STOXX SMALL	ETF	DJSC	IE000202XK00	23.930	21.560	-9.9%	257	3.219.776	1.352	24.487.732
22 LYXOR ETF MSCI EMU GROWTH	ETF	GWT	FR0010168765	70.750	67.560	-4.5%	88	3.276.708	563	13.757.746
23 LYXOR ETF MSCI EMU VALUE	ETF	VAL	FR0010168781	109.020	101.890	-6.5%	112	2.110.780	593	8.208.609
24 LYXOR ETF MSCI EMU SMALL CAP	ETF	MMS	FR0010168773	153.510	140.580	-8.4%	150	2.252.019	683	10.500.666
25 LYXOR ETF EUROMTS INFLATION LINKED	ETF	EMI	FR0010174292	118.250	118.660	0.3%	1.149	13.720.699	6.235	139.142.558
26 LYXOR ETF EUROMTS 1-3Y	ETF	EM13	FR0010222224	116.770	117.730	0.8%	963	52.091.239	5.641	286.229.511
27 LYXOR ETF EASTERN EUROPE	ETF	EST	FR0010204073	20.990	19.150	-8.8%	822	17.847.483	3.921	66.633.765
28 LYXOR ETF CHINA	ETF	CINA	FR0010204081	117.340	120.880	3.0%	6.410	111.388.543	40.252	625.699.181
29 LYXOR ETF JAPAN (TOPIX)	ETF	JPN	FR0010245514	79.360	78.710	-0.8%	683	17.371.224	3.027	74.277.757
30 ISHARES EUROSTOXX TOTAL MKT GROWTH LARGE	ETF	IDJG	IE0008062V02	20.295	19.615	-3.4%	35	2.034.138	156	5.596.300
31 ISHARES EUROSTOXX SELECT DIVIDEND 30	ETF	IDVY	IE0008062572	18.900	17.170	-9.2%	805	13.376.659	3.882	82.843.454
32 ISHARES EUROSTOXX TOTAL MKT VALUE LARGE	ETF	IDJV	IE0008062189	20.990	19.285	-8.1%	67	1.805.078	315	6.248.991
33 ISHARES FTSE/EPRA EUROPEAN PROPERTY FUND	ETF	IPRP	IE0008063284	22.630	21.140	-6.6%	164	3.594.286	774	12.394.852
34 ISHARES FTSE 100	ETF	ISF	IE0005042456	6.455	6.120	-5.2%	552	27.497.182	2.758	129.016.276
35 EASYETF FTSE EPRA EUROZONE	ETF	EEE	LU0192230692	156.680	146.120	-6.7%	45	390.933	246	2.623.588
36 EASYETF S&P GSNE	ETF	GSNEEU	LU0230484932	158.260	161.240	1.9%	5	5.406	44	973.494
37 LYXOR ETF COMMODITIES CRB	ETF	CRB	FR0010270033	20.130	20.070	-0.3%	1.558	38.775.306	7.979	168.068.740
38 LYXOR ETF MSCI EUROPE	ETF	MEU	FR0010261198	91.500	86.870	-5.1%	976	51.610.879	4.924	142.021.305
39 ISHARES MSCI EASTERN EUROPE	ETF	IEER	IE0008063953	23.360	21.940	-6.1%	608	12.997.379	2.733	40.101.261
40 ISHARES MSCI AC FAR EAST EX-JAPAN	ETF	IEFF	IE0008063730	30.380	29.960	-1.4%	732	35.674.214	3.005	145.832.516
41 ISHARES MSCI BRAZIL	ETF	IBZL	IE0008063516	43.770	41.050	-6.2%	5.828	93.560.556	32.508	442.679.188
42 ISHARES MSCI EMERGING MARKETS	ETF	IEEM	IE0008063177	30.070	29.310	-2.5%	4.460	113.086.412	25.209	443.244.310
43 ISHARES MSCI KOREA	ETF	IKOR	IE0008063391	24.480	22.770	-7.0%	979	28.577.720	3.236	77.795.027
44 ISHARES MSCI TAIWAN	ETF	ITWN	IE0008063623	24.330	23.550	-3.2%	359	10.608.383	1.407	40.482.949
45 ISHARES MSCI WORLD	ETF	IWRD	IE0008062058	19.500	18.810	-3.5%	870	26.469.114	3.082	138.797.479
46 ISHARES BARCAP EUR INFLATION LINKED BOND	ETF	IBCI	IE0008062X26	181.740	182.960	0.7%	292	9.632.083	1.515	93.209.638
47 ISHARES MARKIT IBOXX € CORPORATE BOND	ETF	LQDE	IE0032895942	76.880	81.590	6.1%	1.471	15.920.568	3.636	60.626.805
48 ISHARES FTSE UK DIVIDEND PLUS	ETF	IUKD	IE0008063060	8.390	8.045	-4.1%	75	233.829	455	3.872.891
49 LYXOR ETF LUSA USA	ETF	LUSA	FR0010296061	86.760	85.110	-1.9%	1.052	26.269.675	3.795	103.038.388
50 LYXOR ETF MSCI AC ASIA-PACIFIC EX JAPAN	ETF	AELJ	FR0010312124	32.370	31.200	-3.6%	1.044	26.731.371	5.022	138.248.689
51 LYXOR ETF MSCI WORLD	ETF	WLD	FR0010315770	91.420	88.960	-2.7%	697	30.623.413	3.045	143.145.305
52 EASYETF EUROSTOXX	ETF	ETX	FR0010230516	30.380	28.620	-5.8%	14	368.430	66	1.250.462
53 LYXOR ETF RUSSIA (DJ RUSINDEX TITANS 10)	ETF	RUS	FR0010326140	30.460	29.680	-2.6%	3.897	71.660.389	19.972	303.899.520
54 ISHARES DJ ASIA/PACIFIC SEL DIVIDEND 30	ETF	IAPD	IE000814X4T8	20.890	19.390	-7.2%	447	3.273.281	1.762	11.534.280
55 ISHARES MSCI NORTH AMERICA	ETF	INAA	IE000814X4M1	18.135	17.735	-2.2%	456	9.425.939	1.791	46.694.449
56 ISHARES MSCI EUROPE EX UK	ETF	IEUX	IE000814X4N7	20.865	19.540	-6.4%	47	1.249.082	231	12.596.339
57 ISHARES BARCAP € TREASURY BOND 1-3	ETF	IBTS	IE000814X4S1	97.880	106.000	8.3%	1.613	64.290.113	3.994	195.897.447
58 ISHARES BARCAP EURO GOV BOND 1-3	ETF	IBGS	IE000814X405	137.200	136.790	-0.3%	375	38.613.894	1.541	205.490.096
59 LYXOR ETF TURKEY (DJ TURKEY TITANS 20)	ETF	TUR	FR0010326256	51.180	48.910	-4.4%	1.485	20.153.365	6.820	83.122.228
60 LYXOR ETF STOXX EUROPE 600 BANKS	ETF	BNK	FR0010345371	21.750	19.830	-8.8%	1.522	30.497.228	6.127	162.369.768
61 LYXOR ETF STOXX EUROPE 600 CHEMICALS	ETF	CHM	FR0010345470	46.430	44.530	-4.1%	144	3.357.655	632	11.723.015
62 LYXOR ETF STX EU 600 CONSTRUCT&MATERIALS	ETF	CST	FR0010345504	28.860	25.920	-10.2%	110	2.593.659	520	7.033.763
63 LYXOR ETF STOXX EUROPE 600 FOOD&BEVERAGE	ETF	FOO	FR0010344861	33.010	32.750	-0.8%	289	4.596.217	1.485	21.791.397
64 LYXOR ETF STOXX EUROPE 600 HEALTHCARE	ETF	HLT	FR0010344879	37.860	37.200	-1.7%	561	9.571.680	3.113	49.588.558
65 LYXOR ETF STOXX EUROPE 600 INSURANCE	ETF	INS	FR0010344903	15.170	14.550	-4.1%	327	11.965.110	1.519	31.712.707
66 LYXOR ETF STOXX EUROPE 600 MEDIA	ETF	MDA	FR0010344929	17.470	16.590	-5.0%	52	406.640	361	7.553.162
67 LYXOR ETF STX EU 600 PERSONAL&HOUSEHOLD	ETF	PHG	FR0010344978	38.340	38.830	1.4%	141	3.331.472	588	11.057.554
68 LYXOR ETF STOXX EUROPE 600 RETAIL	ETF	RTA	FR0010344986	27.140	26.390	-2.8%	50	2.966.771	189	4.007.158
69 LYXOR ETF STOXX EUROPE 600 TECHNOLOGY	ETF	TNO	FR0010344796	20.960	19.980	-4.7%	297	4.225.399	1.818	31.865.510
70 LYXOR ETF STOXX EUROPE 600 UTILITIES	ETF	UTI	FR0010344853	33.190	31.310	-5.7%	327	6.533.703	1.680	29.470.694
71 LYXOR ETF COMMODITIES CRB NON-ENERGY (A)	ETF	CRBN	FR0010346205	17.010	17.580	3.4%	432	5.999.948	2.181	33.229.901
72 LYXOR ETF STOXX EU 600 AUTOMOBILES&PARTS	ETF	AUTP	FR0010344630	24.630	24.270	-1.5%	85	4.170.027	565	10.393.412
73 EASYETF S&P GSCI ULTRA LIGHT ENERGY	ETF	GSUEUR	LU0246048329	198.230	194.670	-1.8%	28	694.007	90	2.922.588
74 EASY ETF IBOXX LIQUID COVER EXTRA SHORT	ETF	ISS	FR0010276923	154.440	154.940	0.3%	18	193.536	84	10.500.775
75 EASY ETF IBOXX LIQUID SOVEREIGNS GLOBAL	ETF	ISM	FR0010276949	170.730	172.410	1.0%	10	44.636	46	3.817.928
76 EASY ETF IBOXX LIQUID SOVEREIGNS LONG	ETF	ISL	FR0010276964	185.180	188.060	1.6%	14	194.259	40	4.938.364
77 LYXOR ETF DAX	ETF	DAXX	LU0256263754	60.400	58.600	-3.0%	3.382	185.709.119	11.087	597.160.813
78 LYXOR ETF LEVDAX	ETF	DAXLEV	LU0256263407	40.030	37.400	-6.6%	6.943	207.417.650	24.719	938.158.227
79 LYXOR ETF HONG KONG (HSI) (A)	ETF	HK	FR0010361675	20.450	20.910	2.2%	475	18.150.143	2.294	91.876.090
80 LYXOR ETF MSCI KOREA (A)	ETF	KOR	FR0010361691	33.740	31.370	-7.0%	699	20.640.886	3.288	77.274.391
81 LYXOR ETF DAXPLUS COVERED CALL	ETF	DAXCC	LU0256263023	54.250	52.700	-2.9%	9	101.081	61	345.649
82 LYXOR ETF STOXX EUROPE 600 OIL & GAS	ETF	OIL	FR0010344960	34.010	30.570	-10.1%	688	12.605.478	3.255	63.773.866
83 LYXOR ETF STX EUROPE 600 BASIC RESOURCES	ETF	BRES	FR0010345399	92.420	49.500	-5.6%	2.339	50.719.845	12.444	291.793.546
84 LYXOR ETF STX EU 600 FINANCIAL SERVICES	ETF	FINS	FR0010345363	24.450	22.930	-6.2%	67	2.749.196	322	

## ANDAMENTO PRINCIPALI INDICATORI

Denominazione	TIPO	Codice alfab.	ISIN	Prezzo di Ritrimento			Scambi nel mese		Scambi nel periodo	
				30/04/2010	31/05/2010	variaz. %	GEN - MAG 2010		GEN - MAG 2010	
				euro	euro		Contratti	Controv. €	Contratti	Controv. €
121 DB X-TRACKERS S&P CNX NIFTY ETF	ETF	XNIF	LU0292109690	90.540	89.850	-0.8%	269	12 350 078	1 265	62 242 389
122 DB X-TRACKERS MSCI KOREA TRN INDEX ETF	ETF	XMKO	LU0292100046	38.120	35.480	-6.9%	185	15 787 922	905	71 844 926
123 DB X-TRACKERS FTSEJINXINUA CHINA 25 ETF	ETF	XX25	LU0292109856	22.220	22.850	2.8%	835	24 503 556	5 004	123 150 257
124 DB X-TRACKERS DJEUSTXX SELECT DIV 30 FT	ETF	XD3E	LU0292095535	18.220	17.020	-7.1%	54	2 265 686	261	9 201 709
125 DB X-TRACKERS DJSTXX GLOB SELECT DIV 100	ETF	XGSD	LU0292098186	20.210	20.050	-0.8%	133	7 151 097	621	20 548 204
126 DB X-TRACKERS DJSTXX600 BASIC RESOURCES	ETF	XSPR	LU0292100806	89.900	84.470	-6.0%	264	5 555 235	1 362	45 139 869
127 DB X-TRACKERS DJ STOX 600 OIL & GAS ETF	ETF	XSER	LU0292101796	61.180	55.020	-10.1%	84	2 007 916	544	16 301 584
128 DB X-TRACKERS DJSTXX600 HEALTH CARE ETF	ETF	XSDR	LU0292103222	52.680	51.780	-1.7%	28	2 319 666	240	10 054 417
129 DB X-TRACKERS DJ STOX 600 BANKS ETF	ETF	XS7R	LU0292103651	39.770	36.200	-9.0%	229	4 491 172	1 201	31 723 837
130 DB X-TRACKERS DJSTXX600 TELECOMMUNIC ETF	ETF	XSKR	LU0292104030	43.570	42.290	-2.9%	20	3 362 137	109	9 951 921
131 DB X-TRACKERS DJ STOX 600 TECHNOLOG ETF	ETF	XS8R	LU0292104469	27.480	26.140	-4.9%	40	6 252 080	192	9 292 303
132 DB X-TRACKERS DJ STOX 600 UTILITIES ETF	ETF	XS6R	LU0292104899	63.400	59.640	-5.9%	18	854 321	110	5 830 749
133 DB X-TRACKERS DJ STOX 600 INSURANCE ETF	ETF	XSIR	LU0292105193	23.620	22.600	-4.3%	22	201 105	141	4 350 785
134 DB X-TRACKERS DJ STOX 600 FOOD & BEVERAGE	ETF	XS3R	LU0292105359	51.530	51.110	-0.8%	51	5 110 254	279	12 327 286
135 DB X-TRACKERS DJSTXX600 INDUSTRIAL GOODS	ETF	XSNR	LU0292106084	42.350	41.040	-3.1%	57	11 537 707	265	16 791 577
136 DB X-TRACKERS SHORTEX DAILY ETF	ETFS	XSDX	LU0292106241	63.150	64.250	1.7%	1 837	91 041 722	7 037	424 592 287
137 DB X-TRACKERS DBLCL - OY BALANCED ETF	ETF	XDBC	LU0292106167	28.720	26.330	-8.3%	53	1 194 711	415	10 340 921
138 DB X-TRACKERS DJEUSTXX50 SHORT DAILY ETF	ETFS	XSSX	LU0292106753	35.690	36.900	3.4%	4 524	222 548 268	14 536	571 627 297
139 LYXOR ETF MSCI EM LATIN AMERICA (A)	ETF	LATAM	FR0010410266	31.560	30.440	-3.5%	587	8 979 282	3 418	48 314 749
140 LYXOR ETF FTSE RAFI US 1000 (A)	ETF	RUSA	FR0010400804	40.920	40.400	-1.3%	165	5 063 447	659	17 050 156
141 LYXOR ETF FTSE RAFI EUROPE	ETF	REU	FR0010400770	45.410	42.790	-5.8%	33	996 561	168	2 043 373
142 LYXOR ETF EUROAMS 15+Y	ETF	EM15	FR001041093	121.930	124.340	2.0%	104	7 274 781	488	20 688 771
143 LYXOR ETF DAXPLUS PROTECTIVE PUT	ETFS	DAXPUT	LU0288030280	38.890	37.810	-2.8%	19	156 932	155	1 541 344
144 LYXOR ETF EURO STOXX 50 DAILY LEVERAGE	ETFS	DJLEV	FR0010468983	16.410	14.420	-12.1%	5 893	113 305 557	20 636	432 864 585
145 LYXOR ETF SOUTH AFRICA FTSE JSETOP40 (A)	ETF	SAFRI	FR0010464446	26.390	25.790	-2.3%	1 111	13 259 185	6 006	67 275 373
146 LYXOR ETF MSCI TAIWAN (B)	ETF	TWN	FR0010444786	6.940	6.770	-2.4%	127	1 776 052	804	13 462 665
147 LYXOR ETF EURO GASH	ETF	LEONIA	FR0010510800	105.750	105.760	0.0%	1 868	168 284 464	9 357	673 890 514
148 JPMORGAN ETF GBI EMU	ETF	JGBEUG	FR0010476515	116.170	118.050	1.6%	26	6 938 835	137	31 497 682
149 POWERSHARES FTSE RAFI DEVELOPED 1000	ETF	PF10	IE00B238DW74	9.035	8.725	-3.4%	24	315 517	147	1 766 171
150 POWERSHARES FTSE RAFI EUROPE FUND	ETF	PEF	IE00B238X81	7.365	6.940	-5.8%	19	1 948 807	124	3 425 276
151 POWERSHARES FTSE RAFI SWITZERLAND FUND	ETF	PDI	IE00B238LNR19	6.970	6.710	-3.7%	12	26 260	69	692 833
152 POWERSHARES FTSE RAFI EMERGING MARKETS	ETF	PEH	IE00B2389570	6.945	6.885	-0.9%	101	663 483	423	3 654 916
153 POWERSHARES FTSE RAFI ASIA PACIF EX-JAP	ETF	PFA	IE00B2389463	4.945	4.588	-7.2%	40	129 117	159	771 059
154 POWERSHARES FTSE RAFI EURO MID-SMALL	ETF	PWD	IE00B238Y898	8.565	7.985	-6.8%	12	32 005	90	340 757
155 POWERSHARES DYNAMIC US MARKET FUND	ETF	PWC	IE00B2389240	5.940	5.875	-1.1%	19	71 717	78	222 802
156 POWERSHARES GLOBAL CLEAN ENERGY FUND	ETF	PBW	IE00B2389133	5.315	4.900	-7.8%	131	817 636	769	4 218 226
157 POWERSHARES GLOBAL LISTED PRIVATE EQUITY	ETF	PSP	IE00B238Z026	5.725	5.390	-5.9%	13	74 806	87	778 166
158 POWERSHARES PALISADES GLOBAL WATER FUND	ETF	PIO	IE00B2389026	7.685	7.455	-3.0%	74	306 498	506	2 382 787
159 POWERSHARES FTSE RAFI US 1000 FUND	ETF	PFT	IE00B238D839	6.725	6.810	-1.7%	97	1 552 113	392	6 541 436
160 POWERSHARES FTSE RAFI ITALY 30 FUND	ETF	PTI	IE00B238NP94	5.805	5.350	-7.8%	21	1 925 979	89	2 566 504
161 DB X-TRACKERS II BOXX SOVER EUROZONE	ETF	XGLE	LU0290355717	167.230	169.700	1.5%	16	500 312	81	10 437 282
162 DB X-TRACKERS II BOXX SOVER EUROZ 1-3	ETF	X13E	LU0290356871	153.220	154.140	0.6%	109	1 345 261	641	18 048 353
163 DB X-TRACKERS II ITRX CROSSOVER 5-Y ETF	ETF	XTXC	LU0290359032	116.180	109.640	-4.8%	36	2 671 712	98	3 188 837
164 DB X-TRACKERS II BOXX SOVER EUROZ 3-5	ETF	X35E	LU0290356954	164.340	168.810	1.5%	40	590 844	253	12 191 100
165 DB X-TRACKERS II ITRAXX HIVOL 5-YEAR ETF	ETF	XTXH	LU0290358737	110.900	108.470	-2.2%	2	5 399	17	429 271
166 DB X-TRACKERS II ITRAXX EUROP 5-YEAR ETF	ETF	XTXE	LU0290358653	107.250	105.860	-1.3%	8	1 143 628	30	2 998 518
167 DB X-TRACKERS II BOXX SOVER EUROZ 5-7	ETF	X57E	LU0290357176	171.760	175.420	2.1%	13	233 376	66	1 681 111
168 DB X-TRACKERS II EONIA TRI (1C)	ETF	XEON	LU0290358497	138.294	138.312	0.0%	558	36 920 537	2 856	152 770 018
169 DB X-TRACKERS II IBX EURO INFLATION-LINK	ETF	XEIN	LU0290358224	168.990	169.620	0.4%	45	1 213 078	228	8 109 309
170 DB X-TRACKERS II BOXX SOVER EUROZ 7-10	ETF	X710	LU0290357259	174.080	177.240	1.8%	30	3 218 886	117	25 795 164
171 DB X-TRACKERS II IBX GLOB INFLATION-LINK	ETF	XGIN	LU0290359299	166.380	167.570	0.7%	80	1 310 373	340	12 287 632
172 DB X-TRACKERS II BOXX SOVER EUROZ 10-15	ETF	X105	LU0290357333	173.210	176.730	2.0%	33	1 587 278	117	6 599 024
173 DB X-TRACKERS II BOXX SOVER EUROZ 15+	ETF	X15E	LU0290357507	182.620	186.110	1.9%	21	1 857 147	70	10 229 861
174 DB X-TRACKERS II BOXX SOVER EUROZ 25+	ETF	X25E	LU0290357846	181.140	185.000	2.1%	24	3 445 663	58	7 749 266
175 ISHARES FTSE EPRA/NAREIT UK PROPERTY	ETF	IUKP	IE00B11XLS18	4.280	4.103	-4.1%	172	1 187 039	668	9 965 519
176 ISHARES S&P LISTED PRIVATE EQUITY	ETF	IPRV	IE00B11XHL60	10.480	9.655	-7.9%	277	2 751 904	1 020	7 424 452
177 ISHARES S&P GLOBAL WATER	ETF	IHZO	IE00B11XK627	16.490	16.080	-3.1%	344	7 295 157	1 438	16 053 918
178 ISHARES FTSE BRIC 50	ETF	BR50	IE00B11W57M0	22.400	22.100	-1.3%	3 258	44 702 639	21 181	259 975 916
179 DB X-TRACKERS S&P 500 INVERSE DAILY ETF	ETFS	XSP5	LU0322251527	37.270	43.940	17.9%	1 414	69 638 794	3 511	124 667 024
180 DB X-TRACKERS MSCI RUSSIA CAPPED ETF	ETF	XMRK	LU0322252502	22.910	21.540	-6.0%	375	11 832 038	1 912	54 820 563
181 DB X-TRACKERS FTSE VIETNAM ETF	ETF	XVFT	LU0322252924	33.850	34.170	0.9%	659	7 881 394	3 643	33 824 028
182 DB X-TRACKERS DJSTXX600 BANKS SHORT DAILY	ETFS	XST5	LU0322249037	32.230	34.080	5.7%	2 671	69 993 135	8 295	218 414 820
183 DB X-TRACKERS DJSTXX600 HEALTH SHT DAILY	ETFS	XSD5	LU0322249466	40.320	40.780	1.1%	9	560 679	62	5 309 839
184 DB X-TRACKERS DJSTXX600 OIL&GAS SHT DAILY	ETFS	XSES	LU0322249623	24.290	26.660	9.8%	37	556 017	162	8 633 792
185 DB X-TRACKERS DJSTXX600 TECH SHORT DAILY	ETFS	XS85	LU0322250043	23.710	24.720	4.3%	17	268 678	69	2 666 626
186 DB X-TRACKERS DJSTXX600 TELECOM SHT DAILY	ETFS	XSK5	LU0322250126	28.800	29.350	1.9%	15	490 212	82	6 112 537
187 DB X-TRACKERS LPX MIM PRIVATE EQUITY ETF	ETF	XLPE	LU0322250712	21.300	19.820	-6.9%	64	454 161	297	3 695 774
188 DB X-TRACKERS S&P GLOBAL INFRASTRUCTURE	ETF	XSGI	LU0322253229	19.940	19.120	-4.1%	57	5 508 479	338	11 749 181
189 DB X-TRACKERS MSCI EUROPE MID CAP ETF	ETF	XEUM	LU0322253732	48.900	46.130	-5.7%	6	37 570	40	3 674 957
190 DB X-TRACKERS MSCI EUROPE SMALL CAP ETF	ETF	XXSC	LU0322253906	17.510	16.340	-6.7%	29	3 125 628	161	10 350 288
191 DB X-TRACKERS FTSE 100 SHORT DAILY ETF	ETFS	XUKS	LU0328473581	10.170	11.060	8.8%	276	10 713 156	767	35 411 042
192 DB X-TRACKERS S&P/ASX 200 ETF	ETF	XAUS	LU0328474803	23.450	21.150	-9.8%	392	10 239 577	1 898	41 966 138
193 DB X-TRACKERS S&P SELECT FRONTIER ETF	ETF	XSFR	LU0328476410	8.340	7.870	-5.6%	277	1 746 223	1 501	9 950 169
194 LYXOR ETF LEVERAGED FTSE MIB	ETFS	LEVMI	FR001046658	15.800	12.470	-17.3%	45 696	678 918 075	135 110	2 478 225 979
195 LYXOR ETF BEAR FTSE MIB	ETFS	BERMIB	FR0010464146	13.010	45.770	5.2%	3 191	89 049 972	8 052	240 868 394
196 LYXOR ETF XBEAR FTSE MIB	ETFS	XBMRIB	FR001046666	38.790	41 520	7.0%	59 948	1 396 182 116	182 671	3 813 946 746
197 DB X-TRACKERS II ITRX EUROPE 5-YEAR SHT	ETF	XTE5	LU0321462102	106.430	107.790	1.3%	3	70 117	11	529 813
198 DB X-TRACKERS II ITRX HIVOL 5-YEAR SHT	ETF	XTH5	LU0321462441	101.470	103.650	2.1%	11	1 460 131	16	2 234 724
199 DB X-TRACKERS II ITRX CROSSOVER 5-Y SHT	ETF	XTC5	LU0321462870	89.730	93.920	4.7%	23	1 047 430	77	4 122 340
200 DB X-TRACKERS II FED FUNDS EFFECTIVE RATE	ETF	XFFE	LU0321464549	128.500	138.810	8.0%	1 036	48 669 631	2 386	86 025 249
201 DB X-TRACKERS II SONIA TRI ETF	ETF	XSTR	LU0321464652	213.180	219.100	2.8%	50	3 655 067	163	6 832 262
202 LYXOR ETF NEW ENERGY (A)	ETF	ENER	FR0010524777	21.320	19.020	-10.8%	495	2 611 686	3 381	20 258 970
203 LYXOR ETF WORLD WATER (A)	ETF	WAT	FR0010527275	15.840	15.680	-1.0%	272	1 792 116	1 659	11 123 758
204 LYXOR ETF WISE QUANTITATIVE STRATEGY	ETF	WISE	FR0010540690	7.430	6.925	-6.8%	30	88 556	132	416 491
205 MARKET ACCESS JIM ROGERS INT COMMODITY	ETF	RICI	LU0294328488	23.520	22.890	-2.7%	36	1 576 732	146	3 044 351
206 MARKET ACCESS RICI - M INDEX FUND	ETF	RICIME	LU0295320728	119.680	118.600	-0.9%	61	682 946	370	6 032 641
207 MARKET ACCESS RICI - I INDEX FUND	ETF	RICIAG	LU0295321452	80.670	81 980	1.6%	33	985 129	179	4 871 415
208 MARKET ACCESS NYSE ARCA GOLD BUGS FUND	ETF	GOLDA	LU0295322260	145.350	154.370	6.2%	322	5 304 885	991	18 600 014
209 MARKET ACCESS DAXGLOBAL ASIA INDEX FUND	ETF	ASIADX	LU0295323235	33.510	33.390	-0.4%	40	1 143 863	195	3 895 795
210 MARKET ACCESS SOUTH-EAST EUROPE TRADED	ETF	SUDEUR	LU0295329869	13.000	11.770	-9.5%	18	40 708	123	578 402
211 MARKET ACCESS DOW JONES TURKEY TITANS 20	ETF	TURK	LU0296999362	159.830	152.150	-4.8%	123	5 887 959	475	14 471 178
212 MARKET ACCESS DAXGLOBAL BRIC INDEX FUND	ETF	BRICDX	LU0296999792	46.190	46.060	-0.3%	206	8 382 619	1 010	27 071 555
213 MARKET ACCESS DAXGLOBAL RUSSIA INDEX	ETF									



## ANDAMENTO PRINCIPALI INDICATORI

Denominazione	TIPO	Codice atfab.	ISIN	Prezzo di Riferimento			Scambi nel mese		Scambi nel periodo	
				30/04/2010	31/05/2010	variaz. %	Contratti	Controv. €	GEN - MAG 2010	
				euro	euro				Contratti	Controv. €
241 ISHARES DJ STOXX 600 INSURANCE SWAP	ETF	EXXJ	DE000A0F5T51	23.580	22.650	-3.9%	3	173 518	13	598 206
242 ISHARES DJ STOXX 600 MEDIA SWAP	ETF	EXXK	DE000A0F5T69	26.170	24.830	-5.1%	1	5 828	9	234 291
243 ISHARES DJ STOXX 600 OIL & GAS SWAP	ETF	EXXL	DE000A0F5T77	60.780	54.760	-9.9%	18	162 412	166	1 242 852
244 ISHARES DJSTXX600 PERSO E HOUSEHOLD SWAP	ETF	EXXM	DE000A0F5T85	57.100	56.620	-0.8%	4	12 416	35	890 075
245 ISHARES FTSE MIB	ETF	IMIB	IE00B1XNH568	12.835	11.845	-7.7%	1 872	47 369 629	4 772	97 112 921
246 ISHARES S&P GLOBAL CLEAN ENERGY	ETF	INRG	IE00B1XNH3C4	8.085	7.085	-12.4%	396	3 275 910	2 331	18 467 875
247 ISHARES MSCI EUROPE	ETF	IMEU	IE00B1YZ5C05	16.535	15.730	-4.9%	476	9 823 338	1 771	35 535 858
248 ISHARES S&P TIMBER & FORESTRY	ETF	WOOD	IE00B27YCF74	12.930	12.620	-2.4%	211	2 217 731	844	18 056 339
249 ISHARES MSCI EM LATIN AMERICA	ETF	LTAM	IE00B27YCK28	20.310	19.380	-4.6%	399	9 253 644	1 958	33 652 231
250 JPMORGAN ETF GBI EMU 1-3Y	ETF	JGBEU1	FR0010561183	110.300	110.920	0.6%	10	800 236	76	4 908 825
251 JPMORGAN ETF GBI EMU 3-5Y	ETF	JGBEU2	FR0010561225	113.780	115.650	1.6%	6	29 245	40	1 707 734
252 JPMORGAN ETF GBI EMU 5-7Y	ETF	JGBEU3	FR0010561241	115.520	118.070	2.2%	10	2 213 161	77	8 901 991
253 JPMORGAN ETF GBI EMU 7-10Y	ETF	JGBEU4	FR0010561258	115.340	117.530	1.9%	11	2 220 431	49	4 793 075
254 DB X-TRACKERS II EONIA TRI (1D)	ETF	XEOD	LU0335044896	134.221	134.249	0.0%	88	924 349	361	4 027 363
255 LYXOR ETF FTSE 100	ETF	FTS100	FR0010438127	6.595	6.340	-3.9%	217	21 358 107	878	89 004 857
256 LYXOR ETF MSCI MALAYSIA (A)	ETF	MAL	FR0010397554	11.790	11.860	0.6%	641	5 380 017	1 630	12 022 983
257 DB X-TRACKERS II SHORT IBOXX SOVER EUROZ	ETFS	XSLG	LU0321463258	111.610	109.830	-1.6%	299	9 649 226	1 450	39 256 724
258 DB X-TRACKERS II EMERG MKTS LIQUID EURB	ETF	XEMB	LU0321462953	231.330	225.420	-2.6%	930	13 178 988	4 388	60 702 136
259 JPMORGAN ETF GBI LOCAL US	ETF	JPMUS	FR0010561365	114.690	126.430	10.2%	12	154 645	41	674 795
260 POWERSHARES EUROMTS CASH 3 MONTHS FUND	ETF	PEU	IE00B3BPC5H1	101.100	101.440	0.3%	67	22 319 584	374	56 805 394
261 POWERSHARES MIDDLE EAST NORTH AFRICA	ETF	PSM	IE00B3BPCJ75	10.250	9.920	-3.2%	60	718 172	289	2 372 409
262 POWERSHARES GLOBAL AGRICULTURE FUND	ETF	PSU	IE00B3BQ0418	7.800	7.395	-5.2%	113	1 356 511	696	7 291 437
263 LYXOR ETF MSCI EMU	ETF	EMU	FR0007085501	35.420	33.450	-5.6%	241	14 214 969	901	52 061 644
264 LYXOR ETF PAN AFRICA (A)	ETF	LAfri	FR0010636464	11.110	11.000	-1.0%	1 225	10 225 180	6 051	51 774 215
265 LYXOR ETF MSCI ASIA APEX 50 (A)	ETF	APEX	FR0010652867	58.700	58.250	-0.8%	107	3 398 620	377	8 954 501
266 LYXOR ETF SHORT STRATEGY EUROPE	ETFS	DJS	FR0010589101	78.970	82.690	4.7%	236	3 312 368	663	10 916 815
267 ETFX DAXGLOBAL SHIPPING FUND	ETF	SHIP	IE00B3CMS880	19.780	18.970	-4.1%	111	1 998 755	471	9 909 961
268 ETFX RUSSELL 1000 US LARGE CAP FUND	ETF	RONE	IE00B3CNH332	19.850	19.540	-1.6%	20	496 667	84	2 144 120
269 ETFX DAXGLOBAL COAL MINING FUND	ETF	COAL	IE00B3CNH1F8	42.240	39.720	-6.0%	78	1 457 456	663	9 309 984
270 ETFX DAXGLOBAL STEEL FUND	ETF	STEE	IE00B3CNJ002	35.060	32.380	-7.6%	48	274 928	305	3 160 680
271 ETFX DAXGLOBAL GOLD MINING FUND	ETF	AUCO	IE00B3CNH2G5	33.960	35.740	5.2%	307	6 371 049	539	10 117 582
272 ETFX DAXGLOBAL ALTERNATIVE ENERGY FUND	ETF	ALTE	IE00B3CNH326	13.260	12.420	-6.3%	38	308 950	297	3 099 124
273 ETFX DOW JONES STOXX 600 OIL & GAS FUND	ETF	OILG	IE00B3CNH840	18.020	16.160	-10.3%	20	540 817	52	2 157 595
274 ETFX DOW JONES STOXX 600 BASIC RESOURCES	ETF	BASR	IE00B3CNH733	26.360	24.920	-5.5%	39	674 787	231	4 970 855
275 ETFX DOW JONES STOXX 600 UTILITIES FUND	ETF	UTIL	IE00B3CNH956	18.580	17.470	-6.0%	2	868	15	38 036
276 ETFX JANNEY GLOBAL WATER FUND	ETF	WATE	IE00B3CNH879	37.410	35.700	-4.6%	18	623 838	85	3 094 384
277 ETFX WNA GLOBAL NUCLEAR ENERGY FUND	ETF	NUKE	IE00B3C94706	22.910	22.010	-3.9%	98	516 652	411	3 577 653
278 ETFX S-NET ITG GLOBAL AGRIBUSINESS FUND	ETF	AGRI	IE00B3CNH933	32.220	30.270	-6.1%	28	701 492	242	4 635 101
279 ETFX RUSSELL 2000 US SMALL CAP FUND	ETF	RTWO	IE00B3CNHJ55	21.230	20.760	-2.2%	235	2 007 941	583	5 895 146
280 DB X-TRACKERS II GLOB SOVER EUR HED ETF	ETF	XGSH	LU0378818131	181.890	184.250	1.3%	25	603 968	83	2 744 465
281 DB X-TRACKERS II ITRX EU SEN FIN 5-Y	ETF	XSN5	LU0378819295	106.580	104.600	-1.9%	16	4 824 239	26	5 528 809
282 DB X-TRACKERS II ITRX EU SUB FIN 5-Y	ETF	XSB5	LU0378819378	106.950	104.170	-2.6%	2	15 057	12	90 091
283 DB X-TRACKERS II ITRX EU SEN FIN 5-Y SHT	ETF	XSNS	LU0378819709	107.490	109.400	1.8%	8	94 125	24	5 520 448
284 DB X-TRACKERS II ITRX EU SUB FIN 5-Y SHT	ETF	XSB5	LU0378819881	105.270	107.850	2.5%	3	62 035	10	1 785 486
285 LYXOR ETF XBEAR EURO STOXX 50	ETFS	BXX	FR0010424143	38.690	40.510	4.7%	3 759	130 231 693	11 207	385 433 546
286 DB X-TRACKERS DJ EURO STOXX 50 ETF (1C)	ETF	XE50	LU0380855021	29.670	28.050	-5.5%	605	111 195 838	1 211	202 433 521
287 DB X-TRACKERS MSCI AC ASIA EX JAPAN ETF	ETF	XAXJ	LU0322252171	21.750	21.510	-1.1%	176	7 145 864	1 041	71 461 638
288 DB X-TRACKERS MSCI PACIFIC EX JAPAN ETF	ETF	XPXJ	LU0322252338	29.540	27.600	-6.6%	320	18 760 252	1 031	47 710 496
289 DB X-TRACKERS RUSSELL 2000 ETF	ETF	XRU2	LU0322248658	70.790	69.070	-2.4%	209	7 496 983	764	43 632 674
290 DB X-TRACKERS DJ STOXX 600 ETF	ETF	XSX6	LU0322475792	42.590	40.430	-5.1%	44	2 359 787	165	9 433 579
291 DB X-TRACKERS CAC 40 ETF	ETF	XOAC	LU0322250985	38.920	36.320	-6.7%	309	34 106 195	804	76 655 737
292 DB X-TRACKERS CAC 40 SHORT DAILY ETF	ETFS	XO4S	LU0322252100	60.510	63.080	4.2%	326	31 697 854	646	49 229 278
293 ISHARES S&P EMERGING MKTS INFRASTRUCTURE	ETF	IEMI	IE00B2NPL135	16.410	16.050	-2.2%	433	2 353 096	2 200	17 779 616
294 ISHARES MARKET IBOXX EURO COVERED BOND	ETF	ICOV	IE00B3B8Q275	139.800	138.200	-1.1%	53	2 261 839	240	5 982 425
295 ISHARES EB REXX MONEY MARKET (DE)	ETF	EXVM	DE000A0Q4R29	97.080	99.440	-3.7%	41	8 094 191	207	36 830 439
296 DB X-TRACKERS EURO STOXX50 LEV DAILY ETF	ETFS	XEL2	LU0411077826	16.070	13.520	-15.9%	54	3 131 727	55	3 212 327
297 DB X-TRACKERS LEV DAX DAILY ETF	ETFS	XLDX	LU0411075736	42.170	39.400	-6.6%	29	1 685 285	30	1 685 327
298 DB X-TRACKERS S&P 500 2X LEV DAILY ETF	ETFS	XS2L	LU0411078552	10.130	8.960	-11.5%	303	7 758 633	303	7 758 633
299 DB X-TRACKERS DB COMMODITY BOOSTER ETF	ETF	XCBL	LU0411078123	16.180	14.630	-9.6%	10	101 384	67	647 900
300 DB X-TRACKERS S&P U.S. CARBON EFFICIENT	ETF	XGRC	LU0411076002	8.555	8.380	-2.0%	9	156 791	65	441 482
301 DB X-TRACKERS MSCI PAN-EURO TRN ETF	ETF	XMPE	LU0412624271	11.410	10.870	-4.7%	2	557 000	16	592 954
302 LYXOR ETF EURO CORPORATE BOND (A)	ETF	CRPE	FR0010737544	114.200	114.310	0.1%	1 382	47 686 199	5 322	159 516 296
303 ISHARES BARCAP EURO AGGREGATE BOND	ETF	IEAG	IE00B3DKX0Q1	106.350	106.050	-0.3%	78	1 531 935	320	11 303 402
304 ISHARES BARCAP EURO CORPORATE BOND	ETF	IEAC	IE00B3F81R35	117.290	115.320	-1.7%	136	3 623 984	694	33 339 299
305 ISHARES BARCAP EURO TREASURY BOND 0-1	ETF	IEGE	IE00B3FH7618	100.240	100.360	0.1%	30	5 198 820	92	5 198 820
306 EASYETF EURO STOXX 50 (B1 C)	ETF	ETD	FR0010129072	33.020	31.260	-5.3%	28	6 060 741	38	7 068 646
307 EASYETF BNP PARIBAS NEXT 11 EMERGING	ETF	E11EUR	FR0010616656	99.240	96.180	-3.1%	64	414 869	273	2 933 824
308 EASYETF S&P 100	ETF	ESEEUR	FR0010616300	42.710	41.640	-2.5%	26	1 200 380	62	1 976 148
309 EASYETF DJ SOUTH KOREA TITANS 30	ETF	EJSEUR	FR0010636530	22.720	21.140	-7.0%	8	482 210	92	3 898 507
310 EASYETF FTSE XINHUA CHINA 25	ETF	EXCEUR	FR0010636589	140.490	144.840	3.1%	17	217 293	162	1 709 949
311 EASYETF SOUTH AFRICA FTSE/JSE TOP 40	ETF	EAEUR	FR0010636571	29.110	28.520	-2.0%	34	321 227	231	3 912 412
312 EASYETF EURO STOXX 50 DOUBLE SHORT DAILY	ETFS	EZD	FR0010689695	26.435	27.555	4.2%	541	5 180 557	1 418	13 270 187
313 EASYETF EUROSTX50 EONIA	ETF	EONEUR	FR0010616288	138.505	138.535	0.0%	1	15 241	6	145 235
314 CS ETF (IE) ON IBOXX USD INFLATION (B)	ETF	CSBILU	IE00B3VTP597	81.860	89.030	8.8%	21	223 022	70	4 237 712
315 CS ETF (IE) ON IBOXX USD GOVT 7-10 (B)	ETF	CSBGU0	IE00B3VWNN518	78.000	86.740	11.2%	15	1 127 488	59	2 017 137
316 CS ETF (IE) ON IBOXX USD GOVT 3-7 (B)	ETF	CSBGU7	IE00B3VWNN393	77.850	85.330	9.6%	33	2 092 549	108	10 883 930
317 CS ETF (IE) ON IBOXX USD GOVT 1-3 (B)	ETF	CSBGU3	IE00B3VWNN179	76.320	82.880	8.6%	111	12 523 366	126	15 341 591
318 CS ETF (IE) ON IBOXX EUR INFLATION (B)	ETF	CSBILE	IE00B3VTQ640	106.120	106.610	0.5%	18	586 261	40	5 543 428
319 CS ETF (IE) ON IBOXX EUR GOVT 7-10 (B)	ETF	CSBGE0	IE00B3VTN290	106.610	108.060	1.4%	8	359 642	69	13 204 955
320 CS ETF (IE) ON IBOXX EUR GOVT 3-7 (B)	ETF	CSBGE7	IE00B3VTML14	104.430	105.400	0.9%	36	586 378	226	12 185 535
321 CS ETF (IE) ON IBOXX EUR GOVT 1-3 (B)	ETF	CSBGE3	IE00B3VTMJ91	101.670	101.900	0.2%	11	2 177 764	28	9 191 139
322 CS ETF (IE) ON MSCI JAPAN SMALL CAP (B)	ETF	CSJPS	IE00B3VWMMK93	71.670	72.000	0.5%	12	571 119	39	1 152 784
323 CS ETF (LUX) ON MSCI EMU LARGE CAP	ETF	CSEMUL	LU0154139132	85.980	81.320	-5.4%	35	565 519	314	12 044 420
324 CS ETF (LUX) ON MSCI EMERGING MARKETS	ETF	CSEM	LU0254097446	77.080	75.520	-2.0%	120	10 569 166	398	39 283 027
325 CS ETF (IE) ON MSCI EMU SMALL CAP (B)	ETF	CSEMUS	IE00B3VWMM118	86.120	79.200	-8.0%	53	1 803 161	152	4 398 947
326 CS ETF (IE) ON MSCI UK LARGE CAP (B)	ETF	CSUKL	IE00B3VWKK27	87.440	83.950	-4.0%	-	-	1	42 435
327 CS ETF (IE) ON MSCI UK SMALL CAP (B)	ETF	CSUKS	IE00B3VWLG82	98.400	93.490	-5.0%	-	-	2	1 668
328 CS ETF (IE) ON MSCI USA LARGE CAP (B)	ETF	CSUSL	IE00B3VWLL14	85.900	84.150	-2.0%	70	521 166	215	3 698 855
329 CS ETF (IE) ON MSCI USA SMALL CAP (B)	ETF	CSUSS	IE00B3VWMM098	100.170	98.400	-1.8%	114	2 252 361	256	3 342 310
330 CS ETF (IE) ON MSCI JAPAN LARGE CAP (B)	ETF	CSJPL	IE00B3VWML213	74.570	73.640	-1.2%	82	2 474 311	337	9 726 734
331 DB X-TRACKERS STX600 BASRESOUR SHT DAILY	ETFS	XBR5	LU0412624354	9.895	10.210	3.2%	52	477 823	164	3 644 067
332 DB X-TRACKERS STX600 INDUSTR G SHT DAILY	ETFS	XIGS	LU0412624511	45.420	46.250	1.8%	10	1 233 371	25	2 463 878
333 DB X-TRACKERS STX600 INSURANCE SHT DAILY	ETFS	XSIS	LU0412624602	46.470	47.240	1.7%	30	4 848 188	83	12 920 626
334 DB X-TRACKERS STX600 UTILITIES SHT DAILY	ETFS	XS6S	LU041							

## ANDAMENTO PRINCIPALI INDICATORI

Denominazione	TIPO	Codice alfab.	ISIN	Prezzo di Riferimento			Scambi nel mese		Scambi nel periodo	
				30/04/2010	31/05/2010	variaz. %	Contratti		GEN - MAG 2010	
				euro	euro		Contratti	Controv. €	Contratti	Controv. €
361 AMUNDI ETF MSCI PACIFIC EX JAPAN	ETF	CP9	FR0010713669	295.860	276.210	-6.6%	1	10.800	34	1.620.182
362 AMUNDI ETF MSCI USA	ETF	CU2	FR0010682775	96.820	94.940	-1.9%	7	77.794	17	942.179
363 AMUNDI ETF SHORT DOW JONES EURO STOXX 50	ETFS	GSS	FR0010757781	36.720	37.990	3.5%	132	492.223	157	1.219.285
364 AMUNDI ETF SHORT MSCI EUROPE DAILY	ETFS	C8E	FR0010791186	51.870	62.460	20.4%	44	631.614	52	1.788.014
365 AMUNDI ETF SHORT MSCI USA DAILY	ETFS	CZU	FR0010791884	88.940	81.610	-8.4%	29	164.753	41	727.143
366 LYXOR ETF EUROPTS AAA GOVERNMENT BOND	ETF	GMAAA	FR0010820258	107.820	110.380	2.4%	528	58.399.548	1.932	94.324.941
367 LYXOR ETF EUR CORP BOND EX FINANCIAL (A)	ETF	GBEF	FR0010814236	104.690	104.950	0.2%	210	4.742.478	789	13.078.828
368 CS ETF (IE) ON EURO STOXX 50	ETF	CSSXE	IE00B53L3W79	64.980	61.300	-5.7%	6	1.79.278	8	189.604
369 CS ETF (IE) ON DOW JONES IND AVERAGE	ETF	CSINDU	IE00B53L4350	78.540	77.400	-1.5%	3	253.794	5	258.774
370 CS ETF (IE) ON NASDAQ 100	ETF	CSNDX	IE00B53ZB19	80.590	79.740	-1.1%	4	88.144	7	92.979
371 CS ETF (IE) ON FTSE 100	ETF	CSUKK	IE00B53HP851	73.800	70.950	-3.9%	1	29.368	4	43.596
372 CS ETF (IE) ON FTSE MIB	ETF	CSMIB	IE00B53L4X51	62.630	57.940	-7.5%	4	163.868	109	8.690.856
373 CS ETF (IE) ON NIKKEI 225	ETF	CSNKY	IE00B52UD48	74.600	73.620	-1.3%	3	232.646	12	379.709
374 CS ETF (IE) ON MSCI PACIFIC EX JAPAN	ETF	CSPKJ	IE00B52JY650	70.830	66.150	-6.6%	32	4.810.502	62	6.138.031
375 CS ETF (IE) ON MSCI CANADA	ETF	CSCA	IE00B52SF786	81.220	81.270	0.1%	172	5.505.011	311	8.871.887
376 CS ETF (IE) ON MSCI UK	ETF	CSUK	IE00B539F300	70.760	68.030	-3.9%	-	-	-	-
377 CS ETF (IE) ON MSCI USA	ETF	CSUS	IE00B52FT036	75.930	74.370	-2.1%	2	36.089	5	68.659
378 CS ETF (IE) ON MSCI JAPAN	ETF	CSJP	IE00B53QDK08	71.900	71.310	-0.8%	10	624.164	31	2.923.120
379 CS ETF (IE) ON MSCI EUROPE	ETF	CSEU	IE00B53QFR17	66.030	62.930	-4.7%	-	-	-	-
380 CS ETF (IE) ON MSCI EMU	ETF	CSEMU	IE00B53QGS62	63.660	59.680	-6.3%	4	860.778	6	881.746
381 ISHARES EURO STOXX 50 (ACC)	ETF	IEUA	IE00B4L5YV07	24.690	23.280	-5.7%	43	8.471.925	59	10.970.029
382 LYXOR ETF MSCI EUROPE REAL ESTATE (A)	ETF	REEU	FR0010833558	25.260	23.450	-7.2%	56	159.316	272	1.342.796
383 LYXOR ETF MSCI USA REAL ESTATE (A)	ETF	REUSA	FR0010833566	24.850	24.970	0.5%	231	2.831.271	774	9.024.360
384 LYXOR ETF MSCI ASIA EXJPN REAL ESTATE (A)	ETF	REASIA	FR0010833541	7.990	8.115	1.6%	48	627.617	341	2.443.002
385 LYXOR ETF MSCI WORLD REAL ESTATE (A)	ETF	REWLD	FR0010833574	26.420	25.950	-1.8%	151	1.629.043	406	3.971.961
386 POWERSHARES FTSE RAFI HONG KONG CHINA	ETF	FRH	IE00B38PCG45	13.190	13.370	1.4%	17	28.166	22	50.736
387 AMUNDI ETF MSCI EUROPE BANKS	ETF	CBS	FR0010688176	82.830	78.440	-8.9%	2	30.026	2	30.026
388 AMUNDI ETF MSCI EUROPE CONSUM DISCRETION	ETF	CD6	FR0010688184	85.840	83.420	-2.8%	1	3.274	2	3.794
389 AMUNDI ETF MSCI EUROPE CONSUMER STAPLES	ETF	CSS	FR0010688188	150.300	148.660	-1.1%	-	-	-	-
390 AMUNDI ETF MSCI EUROPE HEALTHCARE	ETF	CHS	FR0010688192	98.380	95.580	-1.8%	1	2.996	2	6.757
391 AMUNDI ETF MSCI EUROPE INDUSTRIALS	ETF	CIN	FR0010688218	150.770	143.460	-4.8%	3	1.424	3	1.424
392 AMUNDI ETF MSCI EUROPE IT	ETF	CIE	FR0010713768	46.750	44.570	-4.7%	-	-	-	-
393 AMUNDI ETF MSCI EUROPE MATERIALS	ETF	C8M	FR0010791137	235.570	221.960	-5.8%	2	712.641	4	734.593
394 AMUNDI ETF MSCI EUROPE TELECOM SERVICES	ETF	CTS	FR0010713735	71.060	68.720	-3.3%	-	-	-	-
395 AMUNDI ETF MSCI EUROPE UTILITIES	ETF	CU5	FR0010688234	142.630	133.930	-6.1%	-	-	-	-
396 AMUNDI ETF MSCI WORLD ENERGY	ETF	CWE	FR0010791145	213.460	201.680	-5.5%	4	24.878	14	348.345
397 AMUNDI ETF MSCI WORLD FINANCIALS	ETF	CWF	FR0010791152	80.560	76.750	-4.7%	2	6.177	7	12.052
398 AMUNDI ETF REAL ESTATE REIT IEIF	ETF	C8R	FR0010791160	165.640	156.220	-5.7%	-	-	4	3.427
399 AMUNDI ETF MSCI EUROPE INSURANCE	ETF	CIS	FR0010688226	44.990	43.270	-3.8%	-	-	-	-
400 DB X-TRACKERS SHORTDAX XD DAILY ETF	ETFS	XSD2	LU0411075020	45.070	46.420	3.0%	42	1.307.275	46	1.759.671
401 DB X-TRACKERS FTSE100 LEV DAILY ETF	ETFS	XUL2	LU0412625088	9.815	8.620	-12.2%	17	623.548	18	623.558
402 DB X-TRACKERS S&P500 2X INVERSE DAILY ETF	ETFS	XT21	LU0411078636	19.230	21.500	27.7%	235	5.253.449	237	5.444.786
403 DB X-TRACKERS EURSTX50 DOUBSHRT DAI ETF	ETFS	XEDS	LU0417510616	27.980	29.230	4.5%	85	2.019.705	85	2.019.705
404 AMUNDI ETF COMMODITIES S&P GSCI (LE)	ETF	CL7	FR0010821728	232.590	228.060	-1.9%	-	-	2	1.640
405 AMUNDI ETF COMMODIT S&P GSCI AGRICULTURE	ETF	C8A	FR0010821736	48.440	49.540	2.3%	3	8.500	9	95.995
406 AMUNDI ETF COMMODITIES S&P GSCI METALS	ETF	CMEV	FR0010821744	219.050	221.170	1.0%	3	448.249	9	464.880
407 AMUNDI ETF COMMODIT S&P GSCI NON ENERGY	ETF	NEG	FR0010821777	165.290	168.970	2.2%	2	19.057	3	19.394
408 AMUNDI ETF EURO CORPORATES	ETF	CC4	FR0010754119	167.620	167.750	0.1%	14	146.706	16	162.450
409 AMUNDI ETF EURO INFLATION	ETF	CIS	FR0010754127	170.660	171.200	0.3%	12	302.340	12	302.340
410 AMUNDI ETF MSCI BRAZIL	ETF	BRZ	FR0010821793	52.260	49.740	-4.8%	18	723.979	24	752.316
411 AMUNDI ETF MSCI EUROPE EX EMU	ETF	CU9	FR0010821819	124.920	120.590	-3.9%	22	1.378.190	23	1.399.817
412 AMUNDI ETF MSCI WORLD EX EMU	ETF	CM9	FR0010756114	112.040	109.410	-2.3%	11	1.396.488	17	2.074.441
413 AMUNDI ETF SHORT GOVT BOND EUROMTS BROAD	ETFS	S80	FR0010821850	111.720	110.080	-1.5%	3	2.204	7	18.957
414 AMUNDI ETF SHORT GOVT BOND EUROMTS 10-15	ETFS	S10	FR0010821835	104.960	102.630	-2.2%	28	351.865	33	16.365.799
415 AMUNDI ETF SHORT GOVT BOND EUROMTS 1-3	ETFS	S13	FR0010821876	123.560	122.750	-0.7%	7	18.803	8	21.036
416 AMUNDI ETF SHORT GOVT BOND EUROMTS 3-5	ETFS	S35	FR0010823401	114.660	113.100	-1.4%	6	56.975	9	68.791
417 AMUNDI ETF SHORT GOVT BOND EUROMTS 5-7	ETFS	S58	FR0010823443	109.770	107.500	-2.1%	2	1.940	2	1.940
418 AMUNDI ETF SHORT GOVT BOND EUROMTS 7-10	ETFS	S71	FR0010823450	107.530	105.530	-1.9%	19	132.302	20	134.237
419 CS ETF (IE) ON S&P 500	ETF	CSSPX	IE00B58MR087	75.490	75.490	0.0%	3	10.993	3	10.993
420 LYXOR ETF S&P 500 (A)	ETF	SPX	LU0496786574	8.875	8.875	0.0%	4	6.144	4	6.144
ETC										
421 ETFS AGRICULTURE DJ-UBSCI	ETC	AIGA	GB00B15KYH63	4.463	4.618	3.5%	482	8.220.425	2.756	77.967.532
422 ETFS ALL COMMODITIES DJ-UBSCI	ETC	AIGC	GB00B15KY989	10.660	10.880	2.1%	120	1.498.253	832	18.581.754
423 ETFS ENERGY DJ-UBSCI	ETC	AIGE	GB00B15KYB02	9.675	9.465	-2.2%	74	2.603.541	490	7.800.168
424 ETFS EX-ENERGY DJ-UBSCI	ETC	AIGX	GB00B15KYD26	8.175	8.395	2.7%	6	63.175	69	773.436
425 ETFS GRAINS DJ-UBSCI	ETC	AIGG	GB00B15KYL00	3.435	3.528	2.7%	107	1.085.348	491	2.902.542
426 ETFS INDUSTRIAL METALS DJ-UBSCI	ETC	AIGI	GB00B15KYG56	13.750	13.330	-3.1%	362	12.740.892	2.160	41.127.173
427 ETFS LIVESTOCK DJ-UBSCI	ETC	AIGL	GB00B15KYK92	2.960	3.045	2.9%	40	1.858.698	133	2.487.625
428 ETFS PETROLEUM DJ-UBSCI	ETC	AIGO	GB00B15KYC19	21.540	19.870	-7.8%	283	2.755.604	1.063	9.091.446
429 ETFS PRECIOUS METALS DJ-UBSCI	ETC	AIGP	GB00B15KYF40	13.670	15.095	10.4%	160	10.971.876	403	22.807.153
430 ETFS SOFTS DJ-UBSCI	ETC	AIGS	GB00B15KYJ87	4.013	4.178	4.1%	25	244.013	126	3.182.749
431 ETFS ALUMINIUM	ETC	ALUM	GB00B15KXN58	4.163	4.118	-1.1%	462	7.213.845	2.988	31.247.369
432 ETFS BRENT 1MTH OIL SECURITIES	ETC	OILB	GB00B0CWT001	37.550	34.280	-8.7%	964	22.552.075	3.812	67.463.720
433 ETFS COFFEE	ETC	COFF	GB00B15KXP72	1.658	2.055	7.1%	338	1.685.773	868	8.473.544
434 ETFS COPPER	ETC	COPR	GB00B15KXQ89	28.290	27.700	-0.6%	703	10.239.088	3.708	48.364.121
435 ETFS CORN	ETC	CORN	GB00B15KXC04	0.950	0.995	4.7%	508	6.582.703	5.048	44.474.893
436 ETFS COTTON	ETC	COTN	GB00B15KXT11	1.472	1.514	2.9%	227	1.717.017	1.427	12.297.205
437 ETFS CRUDE OIL	ETC	CRUD	GB00B15KXV33	21.590	19.740	-8.6%	3.702	56.548.804	14.194	212.508.874
438 ETFS GASOLINE	ETC	UGAS	GB00B15KXV40	26.690	24.600	-7.8%	146	1.567.441	583	4.240.543
439 ETFS GOLD	ETC	BULL	GB00B15KXX56	11.910	13.305	11.7%	2.562	41.112.571	5.633	90.118.837
440 ETFS HEATING OIL	ETC	HEAT	GB00B15KXV63	15.580	14.540	-6.7%	80	1.730.153	300	4.555.366
441 ETFS LEAN HOGS	ETC	HOGS	GB00B15KXZ70	0.918	0.949	3.3%	287	2.683.404	1.252	9.922.004
442 ETFS LIVE CATTLE	ETC	CATL	GB00B15KY096	5.365	5.540	3.3%	85	1.743.755	445	5.291.797
443 ETFS NATURAL GAS	ETC	NGAS	GB00B15KY104	0.288	0.330	14.8%	5.629	61.600.676	35.938	371.127.287
444 ETFS NICKEL	ETC	NICK	GB00B15KY211	22.770	20.360	-10.6%	1.333	14.159.187	6.480	71.484.566
445 ETFS SILVER	ETC	SILV	GB00B15KY328	16.410	17.630	7.4%	514	10.467.650	1.492	23.380.488
446 ETFS SOYBEAN OIL	ETC	SOYO	GB00B15KY435	5.115	5.330	4.2%	56	461.593	271	3.759.792
447 ETFS SOYBEANS	ETC	SOYB	GB00B15KY542	11.700	11.860	1.4%	133	2.142.653	788	9.678.632
448 ETFS SUGAR	ETC	SUGA	GB00B15KY658	9.550	9.650	1.0%	3.353	24.892.793	11.144	83.082.345
449 ETFS WHEAT	ETC	WEAT	GB00B15KY765	1.406	1.414	0.6%	842	5.709.744	5.012	38.864.384