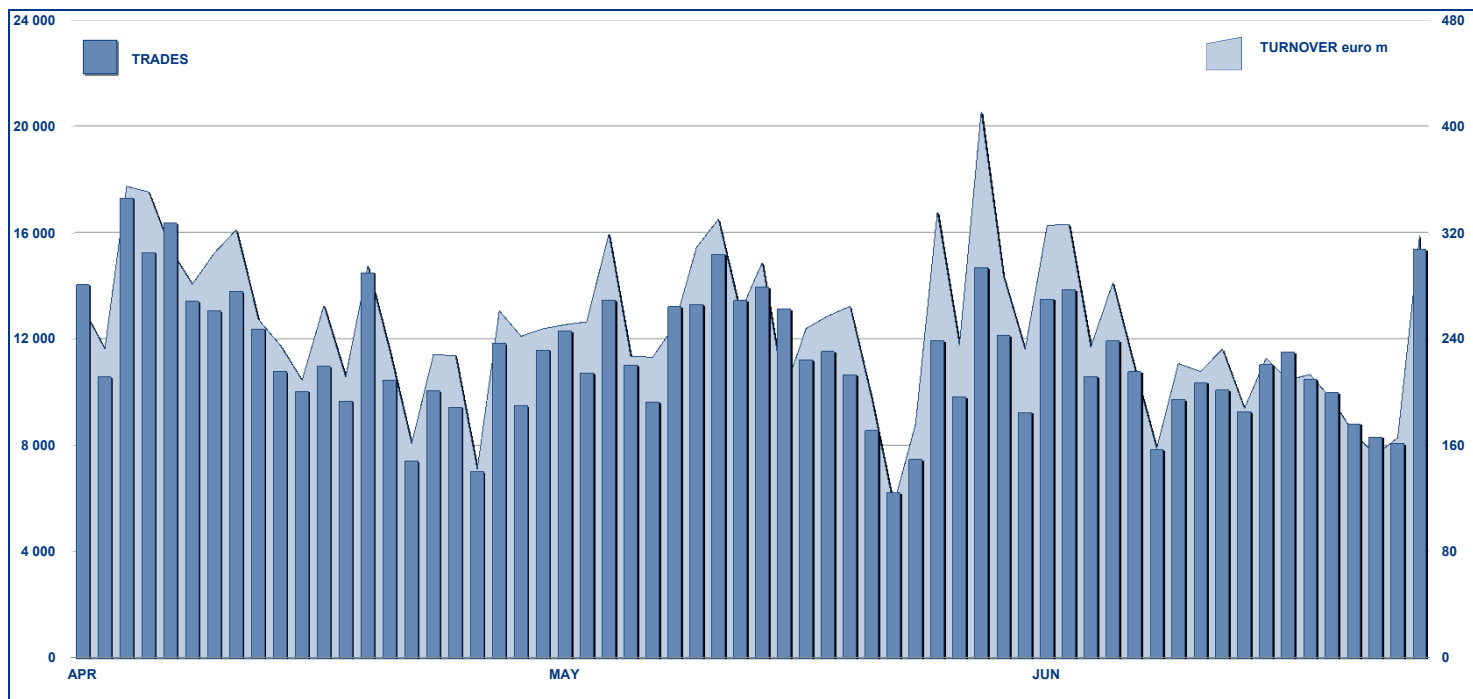


ETFPLUS DAILY TURNOVER



MAIN INDICATORS

	LISTED INSTRUMENT				TRADING					
	LISTED	MONTH	AUM in MT		MAY 2012		JUNE 2012		JAN - JUN 2012	
			END OF MONTH	NEW LISTED	eur m	eur m	Trades	Turnover eur m	Trades	Turnover eur m
ETF - DEVELOPED MARKET	198	-	6 655.44	7 074.40	144 136	3 275.74	128 973	2 837.51	816 762	18 219.19
ETF - CORPORATE E GOV BOND	124	-	5 536.58	5 396.56	20 967	696.96	20 760	694.79	113 978	4 323.13
ETF - EMERGING MARKETS	95	-	3 382.23	3 316.08	27 610	727.77	22 268	604.14	187 129	4 245.75
ETF - STYLE	31	-	391.03	411.81	2 186	35.73	1 861	31.33	12 923	232.29
OTHERS	168	-	1 157.17	1 173.83	7 387	197.70	6 700	148.11	47 600	1 171.11
ETC/ETN	162	-	2 142.02	2 297.71	47 640	569.27	47 271	667.06	326 323	3 781.34
TOTAL	778	-	19 264.47	19 670.40	249 926	5 503.16	227 833	4 982.94	1 504 715	31 972.80

MOST TRADED IN THE MONTH BY TRADES AND RELATIVE SPREAD

Name	Alphab.	ISIN	TRADES		SPREAD	
			number	% TOT	BBO	25 000 €
1 LYXOR ETF LEVERAGED FTSE MIB	LEVMI	FR0010446658	38 619	17.0%	n/a	n/a
2 LYXOR ETF XBEAR FTSE MIB	XBRMI	FR0010446666	35 820	15.7%	n/a	n/a
3 ETFS LEVERAGED NATURAL GAS	LNGA	JE00B2NFTQ41	9 039	4.0%	n/a	n/a
4 LYXOR ETF FTSE MIB	ETFMIB	FR0010010827	8 911	3.9%	n/a	n/a
5 ETFS PHYSICAL GOLD	PHAU	JE00B1VS3770	4 715	2.1%	n/a	n/a
6 ETFS LEVERAGED WTI CRUDE OIL	LOIL	JE00B2NFTJ73	4 493	2.0%	n/a	n/a
7 LYXOR ETF LEVDAX	DAXLEV	LU0252634307	4 373	1.9%	n/a	n/a
8 ISHARES S&P 500	IUSA	IE0031442068	3 369	1.5%	n/a	n/a
9 ETFS LEVERAGED SILVER	LSIL	JE00B2NFTS64	2 952	1.3%	n/a	n/a
10 ETFS GOLD BULLION SECURITIES	GBS	GB00B00FH282	2 865	1.3%	n/a	n/a

MOST TRADED IN THE MONTH BY TURNOVER AND RELATIVE SPREAD

Name	Alphab.	ISIN	TURNOVER		SPREAD	
			ML di €	% TOT	BBO	25 000 €
1 LYXOR ETF XBEAR FTSE MIB	XBRMI	FR0010446666	591	11.9%	n/a	n/a
2 LYXOR ETF LEVERAGED FTSE MIB	LEVMI	FR0010446658	528	10.6%	n/a	n/a
3 LYXOR ETF FTSE MIB	ETFMIB	FR0010010827	248	5.0%	n/a	n/a
4 ETFS PHYSICAL GOLD	PHAU	JE00B1VS3770	157	3.2%	n/a	n/a
5 ISHARES EURO STOXX 50	EUE	IE0008471009	120	2.4%	n/a	n/a
6 ISHARES S&P 500	IUSA	IE0031442068	103	2.1%	n/a	n/a
7 ETFS GOLD BULLION SECURITIES	GBS	GB00B00FH282	90	1.8%	n/a	n/a
8 LYXOR ETF EURO CASH	LEONIA	FR0010510800	83	1.7%	n/a	n/a
9 LYXOR ETF DAX	DAXX	LU0252633754	79	1.6%	n/a	n/a
10 LYXOR ETF LEVDAX	DAXLEV	LU0252634307	69	1.4%	n/a	n/a

MOST TRADED IN THE YEAR BY TURNOVER AND RELATIVE SPREAD

Name	Alphab.	ISIN	TRADES		SPREAD	
			number	% TOT	BBO	25 000 €
1 LYXOR ETF LEVERAGED FTSE MIB	LEVMI	FR0010446658	228 501	15.2%	n/a	n/a
2 LYXOR ETF XBEAR FTSE MIB	XBRMI	FR0010446666	204 722	13.6%	n/a	n/a
3 ETFS LEVERAGED NATURAL GAS	LNGA	JE00B2NFTQ41	94 113	6.3%	n/a	n/a
4 LYXOR ETF FTSE MIB	ETFMIB	FR0010010827	72 651	4.8%	n/a	n/a
5 LYXOR ETF LEVDAX	DAXLEV	LU0252634307	38 678	2.6%	n/a	n/a
6 ETFS LEVERAGED SILVER	LSIL	JE00B2NFTS64	22 490	1.5%	n/a	n/a
7 ISHARES S&P 500	IUSA	IE0031442068	22 253	1.5%	n/a	n/a
8 ETFS PHYSICAL GOLD	PHAU	JE00B1VS3770	21 387	1.4%	n/a	n/a
9 ISHARES EURO STOXX 50	EUE	IE0008471009	19 857	1.3%	n/a	n/a
10 LYXOR ETF MSCI INDIA	INDI	FR0010361683	18 947	1.3%	n/a	n/a

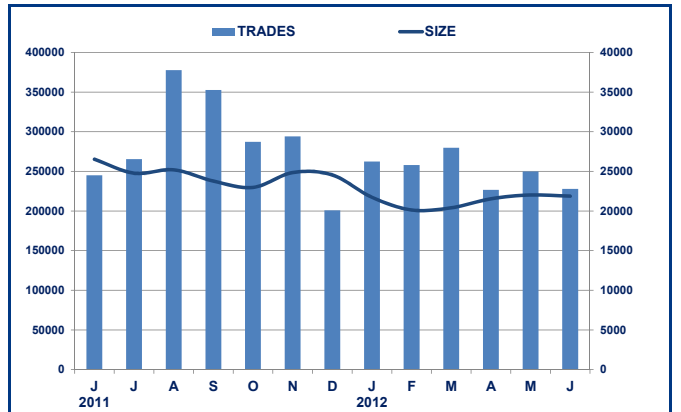
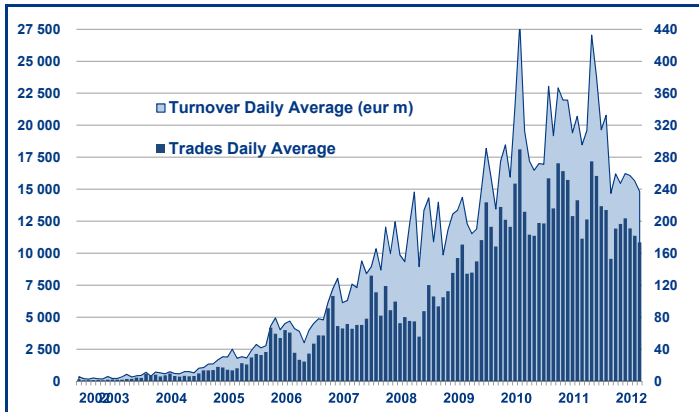
MOST TRADED IN THE YEAR BY TRADES AND RELATIVE SPREAD

Name	Alphab.	ISIN	TURNOVER		SPREAD	
			ML di €	% TOT	BBO	25 000 €
1 LYXOR ETF XBEAR FTSE MIB	XBRMI	FR0010446666	3 723	11.6%	n/a	n/a
2 LYXOR ETF LEVERAGED FTSE MIB	LEVMI	FR0010446658	3 327	10.4%	n/a	n/a
3 LYXOR ETF FTSE MIB	ETFMIB	FR0010010827	1 622	5.1%	n/a	n/a
4 ISHARES S&P 500	IUSA	IE0031442068	790	2.5%	n/a	n/a
5 LYXOR ETF LEVDAX	DAXLEV	LU0252634307	726	2.3%	n/a	n/a
6 ETFS PHYSICAL GOLD	PHAU	JE00B1VS3770	677	2.1%	n/a	n/a
7 ISHARES EURO STOXX 50	EUE	IE0008471009	646	2.0%	n/a	n/a
8 LYXOR ETF DAX	DAXX	LU0252633754	623	1.9%	n/a	n/a
9 ISHARES MSCI EMERGING MARKETS	IEEM	IE00B0M63177	505	1.6%	n/a	n/a
10 LYXOR ETF EURO CASH	LEONIA	FR0010510800	405	1.3%	n/a	n/a

TRADING BY SIZE OF EVOLUTION

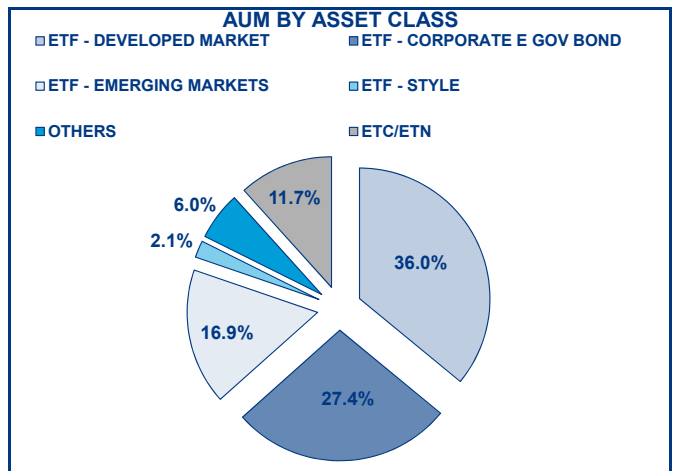
SIZE OF TURNOVER		31/05/2012		29/06/2012		YEAR 2012			
		trades	turnover €	trades	turnover €	trades	% TOT	turnover €	% TOT
-	500	22 101	5.9	19 212	5.01	119 563	7.9%	30.6	0.1%
500	1 000	18 109	13.8	15 717	12.04	107 522	7.1%	80.0	0.3%
1 000	2 000	28 542	41.5	27 028	39.35	182 522	12.1%	265.8	0.8%
2 000	3 000	22 233	54.5	20 627	49.97	127 654	8.5%	312.6	1.0%
3 000	4 000	12 965	44.9	12 463	43.06	97 263	6.5%	336.8	1.1%
4 000	5 000	17 616	80.0	16 097	72.75	90 942	6.0%	410.0	1.3%
5 000	6 000	10 031	54.2	8 368	45.11	69 802	4.6%	378.1	1.2%
6 000	7 000	6 764	43.9	6 462	41.96	47 673	3.2%	309.3	1.0%
7 000	8 000	5 302	39.6	4 654	34.70	38 287	2.5%	285.5	0.9%
8 000	9 000	5 150	43.9	4 861	41.46	34 938	2.3%	296.0	0.9%
9 000	10 000	6 793	64.9	6 826	64.96	35 763	2.4%	342.0	1.1%
10 000	15 000	18 937	232.4	18 595	228.96	116 560	7.7%	1 422.9	4.5%
15 000	20 000	12 432	217.0	12 434	215.62	84 078	5.6%	1 450.8	4.5%
20 000	25 000	11 701	262.6	11 222	252.09	66 622	4.4%	1 489.7	4.7%
25 000	30 000	6 653	181.6	5 903	161.47	43 625	2.9%	1 189.2	3.7%
30 000	35 000	5 278	171.1	5 677	184.21	34 072	2.3%	1 103.8	3.5%
35 000	40 000	5 540	204.5	4 384	161.64	29 886	2.0%	1 108.9	3.5%
40 000	45 000	3 656	156.6	2 711	115.10	21 019	1.4%	888.9	2.8%
45 000	50 000	4 483	212.9	3 008	142.36	17 613	1.2%	837.5	2.6%
50 000	75 000	10 840	644.4	7 925	485.93	53 805	3.6%	3 272.0	10.2%
75 000	100 000	4 221	370.3	3 685	322.08	25 587	1.7%	2 207.4	6.9%
100 000	125 000	3 014	339.3	2 450	274.99	16 369	1.1%	1 835.7	5.7%
125 000	150 000	1 563	215.7	1 927	263.07	10 420	0.7%	1 416.4	4.4%
150 000		6 002	1 807.7	5 597	1 725.06	33 130	2.2%	10 703.0	33.5%
TOTAL		249 926	5 503.2	227 833	4 982.9	1 504 715		31 972.8	

TRADING EVOLUTION



FOCUS

MONTH	INSTRUMENT WITH HIGHEST TURNOVER		INSTRUMENT WITH HIGHEST TRADES NUMBER	
	ALPHA CODE	EUR	ALPHA CODE	NUMBER
JUNE 2011	XBRMIB	715 836 324	XBRMIB	27 555
JULY	XBRMIB	800 236 023	LEVMIB	45 333
AUGUST	XBRMIB	1 306 010 469	LEVMIB	58 471
SEPTEMBER	XBRMIB	997 175 863	LEVMIB	51 166
OCTOBER	XBRMIB	676 138 501	LEVMIB	42 152
NOVEMBER	XBRMIB	759 809 029	LEVMIB	56 704
DECEMBER	LEVMIB	447 531 654	LEVMIB	31 208
JANUARY 2012	LEVMIB	518 533 774	LEVMIB	33 378
FEBRUARY	LEVMIB	433 289 366	LNGA	30 419
MARCH	LEVMIB	735 096 734	LEVMIB	43 373
APRIL	XBRMIB	854 933 905	XBRMIB	46 755
MAY	XBRMIB	887 164 498	XBRMIB	43 367
JUNE	XBRMIB	590 816 561	LEVMIB	38 619



Markets Analysis
 Piazza Affari, 6 - 20123 Milano
 T +39 02 72426.478 | Fax +39 02 8646.4323
 e-mail: research@borsaitaliana.it
 www.borsaitaliana.it



The publication of this document does not represent solicitation, by Borsa Italiana S.p.A., of public saving and is not to be considered as a recommendation by Borsa Italiana as to the suitability of the investment, if any, herein described. This document has not to be considered complete and it is meant for information and discussion purposes only. Borsa Italiana accepts no liability, arising, without limitation to the generality of the foregoing, from inaccuracies and/or mistakes, for decisions and/or actions taken by any party based on this documents. Trademarks Borsa Italiana and Borsa Italiana's logo, IDEM, MOT, MTA, STAR, SeDeX, MIB, IDEX, Bit Club, Academy, MiniFIB, DDM, EuroMOT, Market Connect, NIS, Borsa Virtuale, ExtraMOT, MIV are owned by Borsa Italiana S.p.A. FTSE is a registered trademark of London Stock Exchange plc and The Financial Times Limited and is used by FTSE International Limited under licence. London Stock Exchange, the coat of arms device and AIM are a registered trade mark of London Stock Exchange plc. The above trademarks and any other trademark owned by the London Stock Exchange Group cannot be used without express written consent by the Company having the ownership of the same. Borsa Italiana S.p.A. and its subsidiaries are subject to direction and coordination of London Stock Exchange Group Holdings (Italy) Ltd - Italian branch. © June 2012 Borsa Italiana S.p.A. All rights reserved.