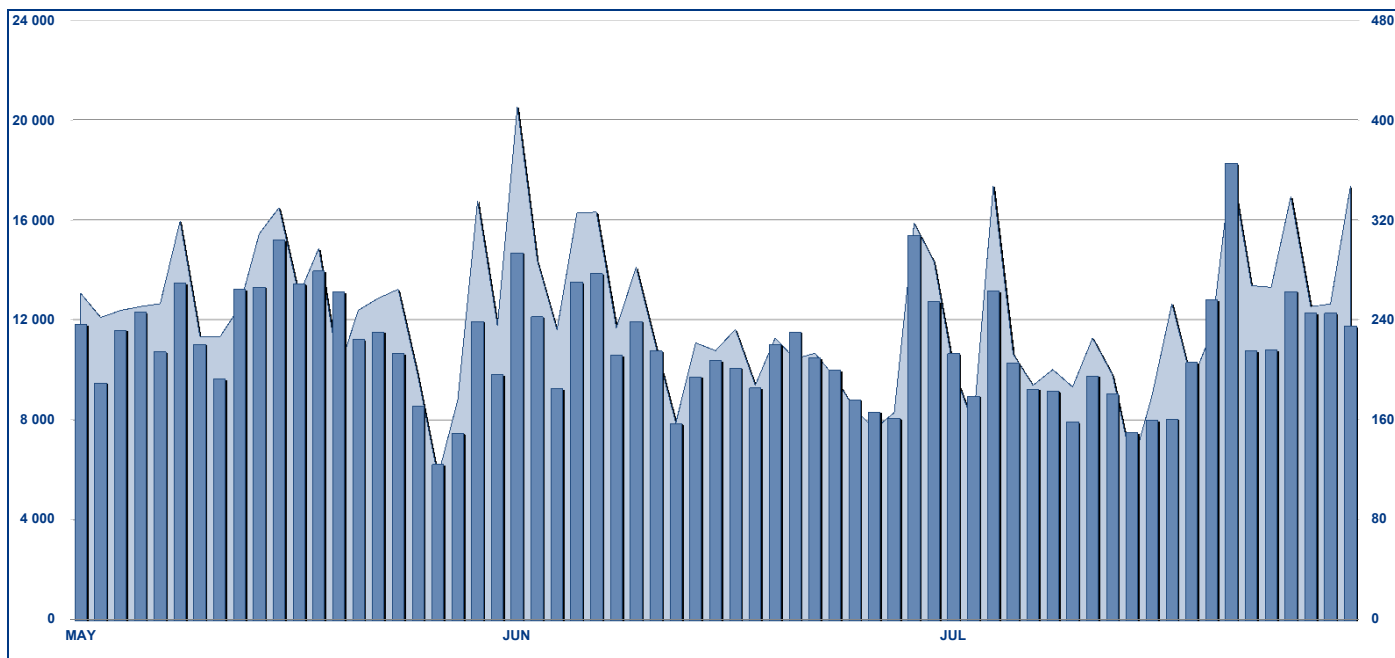


ETFPLUS DAILY TURNOVER



MAIN INDICATORS

	LISTED INSTRUMENT				TRADING					
	LISTED END OF MONTH	MONTH NEW LISTED	AUM in MT		JUN 2012		JULY 2012		JAN - JUL 2012	
			eur m	eur m	Trades	Turnover eur m	Trades	Turnover eur m	Trades	Turnover eur m
ETF - DEVELOPED MARKET	199	1	7 074.40	7 144.10	128 973	2 837.51	119 809	2 828.46	936 571	21 047.65
ETF - CORPORATE E GOV BOND	124	-	5 396.56	5 461.49	20 760	694.79	23 395	808.18	137 373	5 131.30
ETF - EMERGING MARKETS	95	-	3 316.08	3 433.17	22 268	604.14	26 614	681.97	213 743	4 927.72
ETF - STYLE	31	-	411.81	420.80	1 861	31.33	2 714	44.42	15 637	276.71
OTHERS	168	-	1 173.83	1 191.07	6 700	148.11	8 597	185.63	56 197	1 356.74
ETC/ETN	180	18	2 297.71	2 411.19	47 271	667.06	55 906	717.52	382 229	4 498.86
TOTAL	797	19	19 670.40	20 061.82	227 833	4 982.94	237 035	5 266.17	1 741 750	37 238.97

MOST TRADED IN THE MONTH BY TRADES AND RELATIVE SPREAD

Name	Alphab.	ISIN	TRADES		SPREAD	
			number	% TOT	BBO	25 000 €
1 LYXOR ETF LEVERAGED FTSE MIB	LEVMI	FR0010446658	36 373	15.3%	n/a	n/a
2 LYXOR ETF XBEAR FTSE MIB	XBRMI	FR0010446666	30 183	12.7%	n/a	n/a
3 ETFS LEVERAGED NATURAL GAS	LNGA	JE00B2NFTQ41	10 671	4.5%	n/a	n/a
4 LYXOR ETF FTSE MIB	ETFMIB	FR0010010827	7 778	3.3%	n/a	n/a
5 ETFS LEVERAGED WHEAT	LWEA	JE00B2NFTX18	5 340	2.3%	n/a	n/a
6 LYXOR ETF LEVDAX	DAXLEV	LU0252634307	4 071	1.7%	n/a	n/a
7 ETFS PHYSICAL GOLD	PHAU	JE00B1VS3770	3 930	1.7%	n/a	n/a
8 ISHARES S&P 500	IUSA	IE0031442068	3 705	1.6%	n/a	n/a
9 ETFS LEVERAGED WTI CRUDE OIL	LOIL	JE00B2NFTJ73	3 433	1.4%	n/a	n/a
10 ISHARES EURO STOXX 50	EUE	IE0008471009	2 805	1.2%	n/a	n/a

MOST TRADED IN THE MONTH BY TURNOVER AND RELATIVE SPREAD

Name	Alphab.	ISIN	TURNOVER		SPREAD	
			ML di €	% TOT	BBO	25 000 €
1 LYXOR ETF XBEAR FTSE MIB	XBRMI	FR0010446666	508	9.6%	n/a	n/a
2 LYXOR ETF LEVERAGED FTSE MIB	LEVMI	FR0010446658	503	9.6%	n/a	n/a
3 LYXOR ETF FTSE MIB	ETFMIB	FR0010010827	200	3.8%	n/a	n/a
4 ISHARES EURO STOXX 50	EUE	IE0008471009	178	3.4%	n/a	n/a
5 ETFS PHYSICAL GOLD	PHAU	JE00B1VS3770	140	2.7%	n/a	n/a
6 ISHARES S&P 500	IUSA	IE0031442068	118	2.2%	n/a	n/a
7 ISHARES MSCI EMERGING MARKETS IEEM	IEEM	IE00B0M63177	102	1.9%	n/a	n/a
8 ETFS GOLD BULLION SECURITIES	GBS	GB00B00FHZ82	87	1.6%	n/a	n/a
9 LYXOR ETF EURO STOXX 50	MSE	FR0007054358	86	1.6%	n/a	n/a
10 LYXOR ETF LEVDAX	DAXLEV	LU0252634307	85	1.6%	n/a	n/a

MOST TRADED IN THE YEAR BY TURNOVER AND RELATIVE SPREAD

Name	Alphab.	ISIN	TRADES		SPREAD	
			number	% TOT	BBO	25 000 €
1 LYXOR ETF LEVERAGED FTSE MIB	LEVMI	FR0010446658	264 874	15.2%	n/a	n/a
2 LYXOR ETF XBEAR FTSE MIB	XBRMI	FR0010446666	234 905	13.5%	n/a	n/a
3 ETFS LEVERAGED NATURAL GAS	LNGA	JE00B2NFTQ41	104 784	6.0%	n/a	n/a
4 LYXOR ETF FTSE MIB	ETFMIB	FR0010010827	80 429	4.6%	n/a	n/a
5 LYXOR ETF LEVDAX	DAXLEV	LU0252634307	42 749	2.5%	n/a	n/a
6 ISHARES S&P 500	IUSA	IE0031442068	25 958	1.5%	n/a	n/a
7 ETFS PHYSICAL GOLD	PHAU	JE00B1VS3770	25 317	1.5%	n/a	n/a
8 ETFS LEVERAGED SILVER	LSIL	JE00B2NFTS64	24 566	1.4%	n/a	n/a
9 ISHARES EURO STOXX 50	EUE	IE0008471009	22 662	1.3%	n/a	n/a
10 ETFS LEVERAGED WHEAT	LWEA	JE00B2NFTX18	22 527	1.3%	n/a	n/a

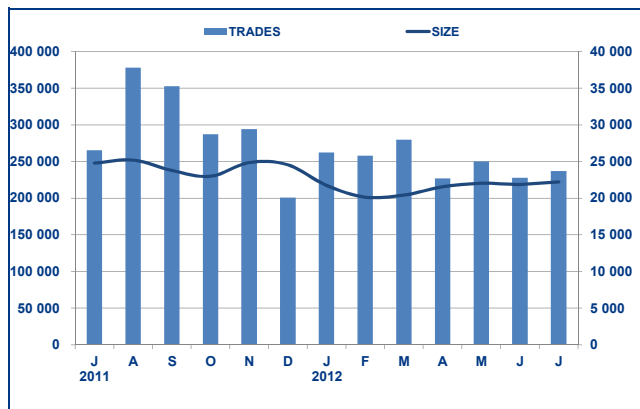
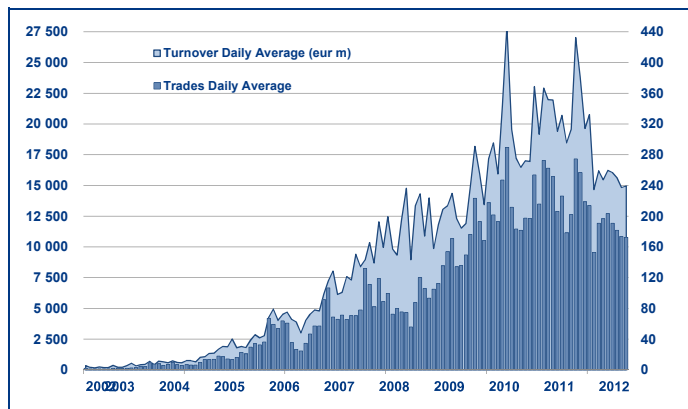
MOST TRADED IN THE YEAR BY TRADES AND RELATIVE SPREAD

Name	Alphab.	ISIN	TURNOVER		SPREAD	
			ML di €	% TOT	BBO	25 000 €
1 LYXOR ETF XBEAR FTSE MIB	XBRMI	FR0010446666	4 231	11.4%	n/a	n/a
2 LYXOR ETF LEVERAGED FTSE MIB	LEVMI	FR0010446658	3 830	10.3%	n/a	n/a
3 LYXOR ETF FTSE MIB	ETFMIB	FR0010010827	1 822	4.9%	n/a	n/a
4 ISHARES S&P 500	IUSA	IE0031442068	907	2.4%	n/a	n/a
5 ISHARES EURO STOXX 50	EUE	IE0008471009	824	2.2%	n/a	n/a
6 ETFS PHYSICAL GOLD	PHAU	JE00B1VS3770	817	2.2%	n/a	n/a
7 LYXOR ETF LEVDAX	DAXLEV	LU0252634307	811	2.2%	n/a	n/a
8 LYXOR ETF DAX	DAXX	LU025263754	693	1.9%	n/a	n/a
9 ISHARES MSCI EMERGING MARKETS IEEM	IEEM	IE00B0M63177	607	1.6%	n/a	n/a
10 DB X-TRACKERS MSCI EMERGING M/XMEM	LU0292107645		469	1.3%	n/a	n/a

TRADING BY SIZE OF EVOLUTION

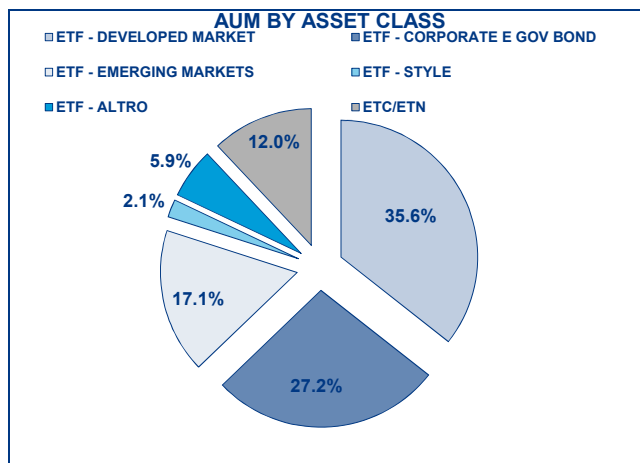
SIZE OF TURNOVER		29/06/2012		31/07/2012		YEAR 2012			
		trades	turnover €	trades	turnover €	trades	% TOT	turnover €	% TOT
-	500	19 212	5.01	20 826	5.4	140 389	8.1%	36.0	0.1%
500	1 000	15 717	12.04	17 436	13.1	124 958	7.2%	93.1	0.2%
1 000	2 000	27 028	39.35	29 752	43.4	212 274	12.2%	309.2	0.8%
2 000	3 000	20 627	49.97	22 512	54.7	150 166	8.6%	367.3	1.0%
3 000	4 000	12 463	43.06	13 882	48.7	111 145	6.4%	385.5	1.0%
4 000	5 000	16 097	72.75	15 318	68.9	106 260	6.1%	478.9	1.3%
5 000	6 000	8 368	45.11	10 234	55.2	80 036	4.6%	433.3	1.2%
6 000	7 000	6 462	41.96	6 195	40.1	53 868	3.1%	349.4	0.9%
7 000	8 000	4 654	34.70	5 926	44.4	44 213	2.5%	329.9	0.9%
8 000	9 000	4 861	41.46	5 206	44.0	40 144	2.3%	340.0	0.9%
9 000	10 000	6 826	64.96	6 296	60.4	42 059	2.4%	402.4	1.1%
10 000	15 000	18 595	228.96	18 402	224.1	134 962	7.7%	1 647.0	4.4%
15 000	20 000	12 434	215.62	13 740	238.8	97 818	5.6%	1 689.6	4.5%
20 000	25 000	11 222	252.09	9 378	209.1	76 000	4.4%	1 698.9	4.6%
25 000	30 000	5 903	161.47	6 099	166.0	49 724	2.9%	1 355.2	3.6%
30 000	35 000	5 677	184.21	4 578	148.2	38 650	2.2%	1 251.9	3.4%
35 000	40 000	4 384	161.64	4 761	176.7	34 647	2.0%	1 285.6	3.5%
40 000	45 000	2 711	115.10	2 588	109.6	23 607	1.4%	998.5	2.7%
45 000	50 000	3 008	142.36	2 248	106.9	19 861	1.1%	944.3	2.5%
50 000	75 000	7 925	485.93	7 082	431.8	60 887	3.5%	3 703.8	9.9%
75 000	100 000	3 685	322.08	3 756	326.9	29 343	1.7%	2 534.3	6.8%
100 000	125 000	2 450	274.99	2 288	252.7	18 657	1.1%	2 088.4	5.6%
125 000	150 000	1 927	263.07	2 041	274.6	12 461	0.7%	1 691.0	4.5%
150 000		5 597	1 725.06	6 491	2 122.5	39 621	2.3%	12 825.5	34.4%
TOTAL		227 833	4 982.9	237 035	5 266.2	1 741 750		37 239.0	

TRADING EVOLUTION



FOCUS

MONTH	INSTRUMENT WITH HIGHEST TURNOVER		INSTRUMENT WITH HIGHEST TRADES NUMBER	
	ALPHA CODE	EUR	ALPHA CODE	NUMBER
JULY 2011	XBRMIB	800 236 023	LEVMIB	45 333
AUGUST	XBRMIB	1 306 010 469	LEVMIB	58 471
SEPTEMBER	XBRMIB	997 175 863	LEVMIB	51 166
OCTOBER	XBRMIB	676 138 501	LEVMIB	42 152
NOVEMBER	XBRMIB	759 809 029	LEVMIB	56 704
DECEMBER	LEVMIB	447 531 654	LEVMIB	31 208
JANUARY 2012	LEVMIB	518 533 774	LEVMIB	33 378
FEBRUARY	LEVMIB	433 289 366	LNGA	30 419
MARCH	LEVMIB	735 096 734	LEVMIB	43 373
APRIL	XBRMIB	854 933 905	XBRMIB	46 755
MAY	XBRMIB	887 164 498	XBRMIB	43 367
JUNE	XBRMIB	590 816 561	LEVMIB	38 619
JULY	XBRMIB	508 168 623	LEVMIB	36 373



Markets Analysis
 Piazza Affari, 6 - 20123 Milano
 T +39 02 72426.478 | Fax +39 02 8646.4323
 e-mail: research@borsaitaliana.it
 www.borsaitaliana.it



The publication of this document does not represent solicitation, by Borsa Italiana S.p.A., of public saving and is not to be considered as a recommendation by Borsa Italiana as to the suitability of the investment, if any, herein described. This document has not to be considered complete and it is meant for information and discussion purposes only. Borsa Italiana accepts no liability, arising, without limitation to the generality of the foregoing, from inaccuracies and/or mistakes, for decisions and/or actions taken by any party based on this document. Trademarks Borsa Italiana and Borsa Italiana's logo, IDEM, MOT, MTA, STAR, SeDeX, MIB, IDEX, BII Club, Academy, MiniFIB, DDM, EuroMOT, Market Connect, NIS, Borsa Virtuale, ExtraMOT, MIV are owned by Borsa Italiana S.p.A. FTSE is a registered trademark of London Stock Exchange plc and The Financial Times Limited and is used by FTSE International Limited under licence. London Stock Exchange, the coat of arms device and AIM are a registered trade mark of London Stock Exchange plc. The above trademarks and any other trademark owned by the London Stock Exchange Group cannot be used without express written consent by the Company having the ownership of the same. Borsa Italiana S.p.A. and its subsidiaries are subject to direction and coordination of London Stock Exchange Group Holdings (Italy) Ltd - Italian branch. © July 2012 Borsa Italiana S.p.A. All rights reserved.