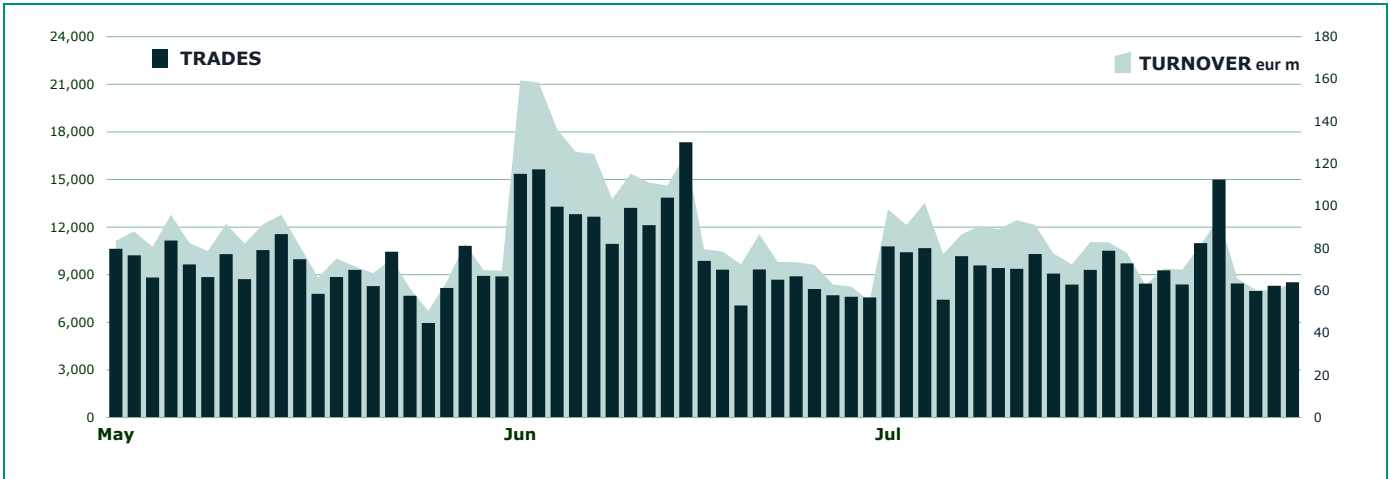
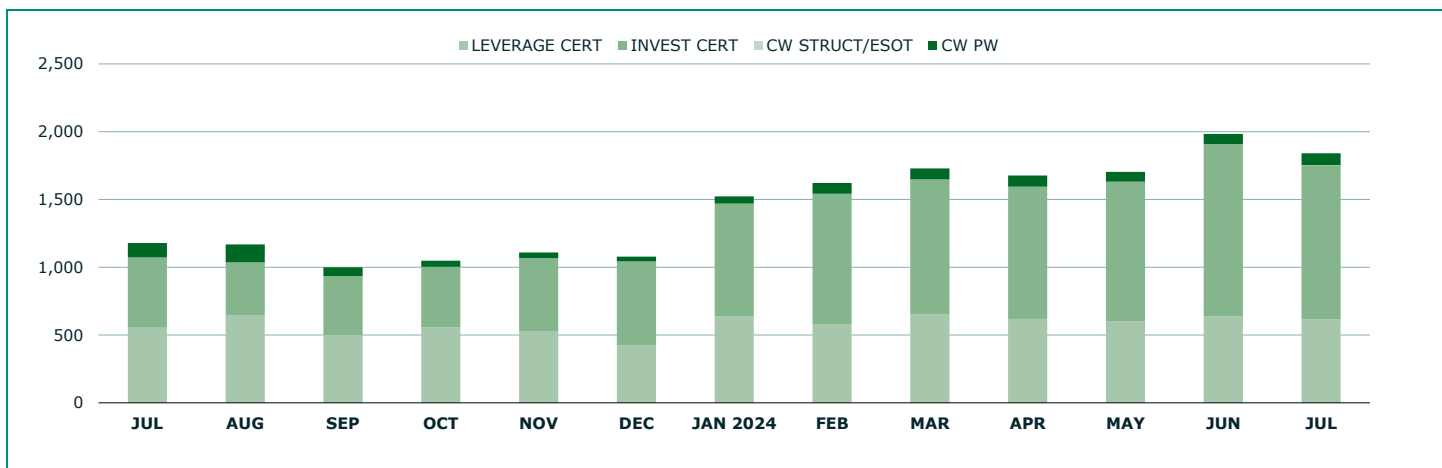


SECURITISED DERIVATIVES DAILY TURNOVER

MAIN INDICATORS

| | LISTING | | | | | TRADING | | | | | | |
|------------------------------------|------------------------|------------------------|---------------------|------------------------|---------------------|------------------|-------------------|------------------|-------------------|------------------|-------------------|--|
| | DEC 2023 | | JUN 2024 | | JUL 2024 | | JUN 2024 | | JUL 2024 | | JAN - JUL 2024 | |
| | LISTED END OF MONTH | LISTED END OF MONTH | MONTH NEW LISTED | LISTED END OF MONTH | MONTH NEW LISTED | TRADES number | TURNOVER eur m | TRADES number | TURNOVER eur m | TRADES number | TURNOVER eur m | |
| MARKET SEGMENTS | | | | | | | | | | | | |
| PLAIN VANILLA CW | 8,275 | 8,783 | 1,287 | 11,020 | 2,506 | 29,985 | 74 | 29,393 | 87 | 194,715 | 529 | |
| STRUCTURED/EXOTIC CW | 444 | 414 | - | 414 | - | 176 | 0.2 | 48 | 0.1 | 771 | 2 | |
| LEVERAGE CERTIFICATES CLASS A | 6,938 | 9,277 | 2,675 | 10,296 | 3,381 | 36,883 | 185 | 38,762 | 188 | 235,918 | 1,086 | |
| LEVERAGE CERTIFICATES CLASS B | 921 | 1,212 | 26 | 1,224 | 26 | 66,458 | 453 | 70,933 | 428 | 488,061 | 3,256 | |
| INVESTMENT CERTIFICATES CLASS A | 99 | 106 | 1 | 109 | 3 | 727 | 11 | 962 | 14 | 7,455 | 114 | |
| INVESTMENT CERTIFICATES CLASS B | 3,058 | 2,926 | 186 | 2,945 | 104 | 87,146 | 1,260 | 80,361 | 1,124 | 523,846 | 7,092 | |
| TOTAL | 19,735 | 22,718 | 4,175 | 26,008 | 6,020 | 221,375 | 1,983.7 | 220,459 | 1,840.7 | 1,450,766 | 12,078.9 | |
| UNDERLYING ASSETS | | | | | | | | | | | | |
| DOMESTIC SHARES | 5,530 | 5,844 | 1,006 | 6,744 | 1,299 | 26,993 | 148 | 23,571 | 133 | 189,414 | 1,014 | |
| DOMESTIC INDICES | 1,399 | 1,513 | 286 | 1,679 | 364 | 50,002 | 465 | 43,193 | 357 | 312,666 | 2,683 | |
| FOREIGN SHARES | 6,534 | 7,738 | 1,423 | 9,244 | 2,638 | 36,154 | 173 | 42,935 | 203 | 230,897 | 1,107 | |
| FOREIGN INDICES | 2,967 | 3,563 | 710 | 4,020 | 989 | 64,870 | 818 | 66,844 | 756 | 409,087 | 4,742 | |
| COMMODITIES | 1,056 | 1,229 | 228 | 1,327 | 304 | 11,109 | 32 | 10,511 | 32 | 97,532 | 307 | |
| INTEREST RATE | 17 | 29 | 1 | 31 | 2 | 5,623 | 93 | 5,776 | 94 | 26,729 | 363 | |
| CURRENCY | 495 | 552 | 81 | 661 | 148 | 1,745 | 14 | 1,541 | 19 | 10,960 | 104 | |
| BASKET | 1,547 | 1,568 | 97 | 1,584 | 79 | 18,592 | 219 | 19,827 | 222 | 141,757 | 1,609 | |
| OTHERS | 190 | 678 | 343 | 715 | 197 | 6,287 | 24 | 6,261 | 25 | 31,724 | 148 | |
| CRYPTOCURRENCY | - | 4 | - | 3 | - | - | - | - | - | - | - | |
| TOTAL | 19,735 | 22,718 | 4,175 | 26,008 | 6,020 | 221,375 | 1,983.7 | 220,459 | 1,840.7 | 1,450,766 | 12,078.9 | |
| ISSUERS | | | | | | | | | | | | |
| ALDBURG PUBLIC | 11 | - | - | - | - | - | - | - | - | 932 | 13.9 | |
| BANCA AKROS | 6 | - | - | - | - | - | - | - | - | - | - | |
| BANCA PROFILO S.P.A. | 1 | 1 | - | 1 | - | - | - | - | - | 14 | 0.1 | |
| BANCO BPM S.P.A. | - | 6 | - | 6 | - | - | - | 1 | 0.0 | 1 | 0.0 | |
| BNP PARIBAS ISSUANCE B.V. | 6,029 | 6,995 | 1,252 | 7,893 | 1,729 | 39,057 | 171.6 | 39,250 | 176.2 | 255,582 | 1,181.7 | |
| CREDIT AGRICOLE CIB FCIAL SOL. | - | - | - | - | - | - | - | - | - | - | - | |
| CREDIT SUISSE | - | - | - | - | - | 8 | 0.1 | - | - | 328 | 6.0 | |
| DEFENSIVE CERTIFICATES PLC | 1 | 6 | - | 6 | - | 19 | 0.2 | 10 | 0.1 | 34 | 0.3 | |
| DYNAMIC CERTIFICATES AND NOTES PLC | 14 | - | - | 2 | 2 | - | - | - | - | - | - | |
| GOLDMAN SACHS FIN CORP INT | 12 | 10 | - | 6 | - | 9 | 0.2 | 20 | 0.4 | 146 | 1.8 | |
| GOLDMAN SACHS INTERNATIONAL | 65 | 60 | 18 | 60 | - | 491 | 3.8 | 510 | 5.1 | 2,237 | 19.1 | |
| INTESA SANPAOLO S.P.A. | 1,022 | 846 | 10 | 990 | 149 | 70,489 | 1,065.6 | 62,866 | 931.7 | 392,265 | 5,622.3 | |
| JP MORGAN STRUCTURED PRODUCTS B.V | 7 | 7 | - | 7 | - | 107 | 1.3 | 45 | 0.5 | 484 | 6.1 | |
| LEONTEQ SECURITIES | 144 | 97 | - | 86 | - | 148 | 1.5 | 186 | 1.8 | 1,840 | 25.0 | |
| LUMINIS FINANCE | 1 | 1 | - | 1 | - | - | - | - | - | - | - | |
| MORGAN STANLEY B.V. | 32 | 25 | - | 25 | - | 39 | 0.5 | 42 | 0.4 | 410 | 5.9 | |
| NATIXIS STRUCTURED ISSUANCE SA | 18 | 18 | 1 | 16 | - | 196 | 2.2 | 204 | 2.3 | 1,062 | 11.6 | |
| SG ISSUER | 14 | 10 | - | 10 | - | 224 | 4.2 | 236 | 4.8 | 1,781 | 31.3 | |
| SOCIETE GENERALE EFFEKTEN GMBH | 1,975 | 3,321 | 508 | 3,739 | 662 | 56,141 | 410.0 | 59,327 | 386.6 | 412,788 | 2,940.8 | |
| UBS AG | 165 | 172 | 7 | 167 | 1 | 887 | 14.7 | 1,004 | 15.7 | 9,556 | 136.7 | |
| UNICREDIT BANK GMBH | 5,998 | 5,635 | 951 | 6,452 | 1,339 | 23,434 | 117.7 | 23,342 | 120.2 | 160,695 | 757.7 | |
| UNICREDIT S.P.A. | 1 | 2 | - | 2 | - | 6 | 0.1 | 9 | 0.2 | 125 | 2.7 | |
| VONTOBEL FINANCIAL PRODUCTS GMBH | 4,219 | 5,506 | 1,428 | 6,539 | 2,138 | 30,120 | 189.9 | 33,407 | 194.8 | 210,485 | 1,315.8 | |
| TOTAL | 19,735 | 22,718 | 4,175 | 26,008 | 6,020 | 221,375 | 1,983.7 | 220,459 | 1,840.7 | 1,450,765 | 12,078.9 | |

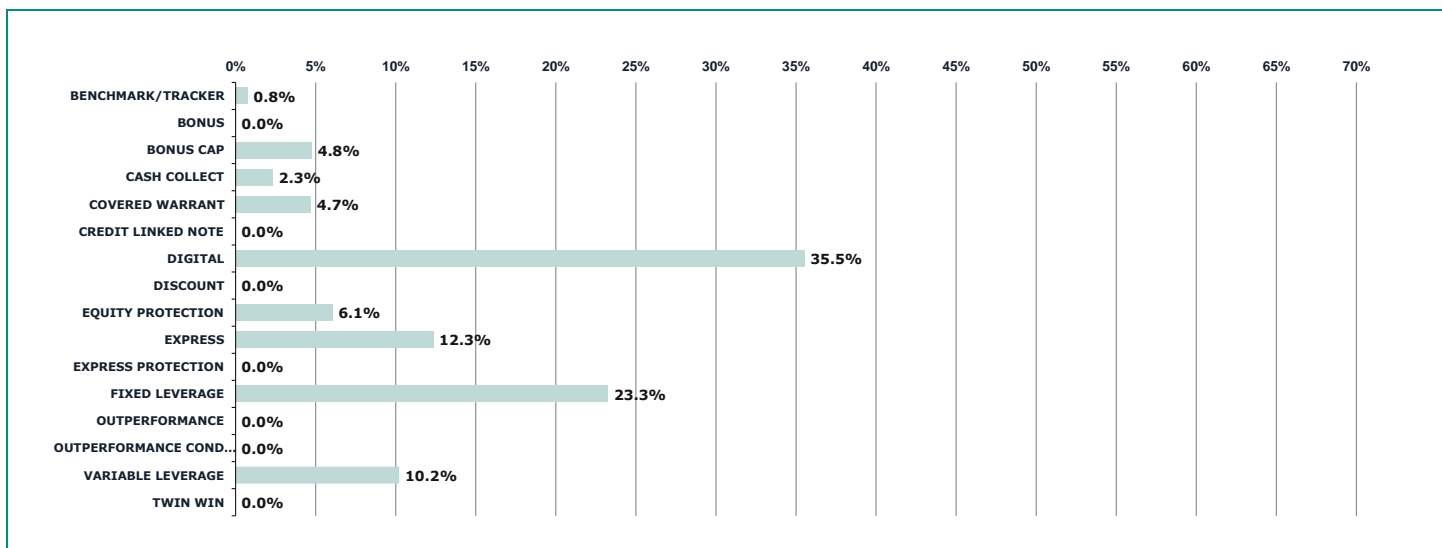
TURNOVER

MONTHLY FIGURES - eur m



TURNOVER BY TYPE

MONTHLY FIGURES - eur m



MOST TRADED UNDERLYING ASSETS IN TERMS OF NUMBER OF TRADES

MOST TRADED UNDERLYING ASSETS IN TERMS OF TURNOVER

| UNDERLYING ASSET | JUL 2024 | | | |
|----------------------|----------|-------|--------|-------|
| | TRADES | | | DAILY |
| | NUMBER | % TOT | % CUM | |
| FTSE MIB INDEX | 14,788 | 6.71% | 6.71% | 643 |
| FTSE MIB NET TOTAL R | 13,530 | 6.14% | 12.85% | 588 |
| FTSE MIB GROSS TR | 8,497 | 3.85% | 16.70% | 369 |
| NVIDIA Corp | 7,448 | 3.38% | 20.08% | 324 |
| TESLA INC | 6,611 | 3.00% | 23.08% | 287 |
| HICP INFLATION INDEX | 6,506 | 2.95% | 26.03% | 283 |
| EUROSTOXX SEL DIV30 | 6,467 | 2.93% | 28.96% | 281 |
| EURO STOXX Banks | 6,111 | 2.77% | 31.73% | 266 |
| NASDAQ-100 | 6,065 | 2.75% | 34.48% | 264 |
| STELLANTIS IT | 5,916 | 2.68% | 37.17% | 257 |

| UNDERLYING ASSET | JUL 2024 | | | |
|----------------------|----------|-------|--------|-------|
| | TURNOVER | | | DAILY |
| | eur m | % TOT | % CUM | |
| FTSE MIB NET TOTAL R | 126 | 6.83% | 6.83% | 5.47 |
| HICP INFLATION INDEX | 114 | 6.20% | 13.03% | 4.96 |
| EURIBOR 3M | 94 | 5.13% | 18.16% | 4.10 |
| EURO STOXX Banks | 94 | 5.12% | 23.28% | 4.10 |
| FTSE MIB INDEX | 92 | 5.01% | 28.30% | 4.01 |
| EUROSTOXX SEL DIV30 | 86 | 4.65% | 32.95% | 3.72 |
| EURO STOXX 50 | 84 | 4.56% | 37.51% | 3.65 |
| FTSE MIB GROSS TR | 61 | 3.34% | 40.84% | 2.67 |
| ITALY CPI FOI EX TOB | 54 | 2.91% | 43.76% | 2.33 |
| NVIDIA Corp | 44 | 2.40% | 46.15% | 1.92 |

Glossary

Plain Vanilla: plain vanilla Covered Warrants
 IC - Benchmark: linear tracking of the underlying
 IC - Bonus: minimum return guaranteed in case of moderate decline
 IC - Equity Protection: (partial/total) protection from decline
 IC - Discount: purchase of the underlying at a discounted price

IC - Express: possibility of early redemption of the nominal value plus a premium
 IC - Outperformance: extraperformance for certain intervals of values of the underlying
 LC - Stop Loss: certificates with a knock-out barrier and leverage effect
 LC - Stop Loss R: Stop Loss with daily update of the strike
 CW SE - Exotics on Exchange Rates: CWs on interest rates and with periodic exercise

COVERED WARRANT

MAIN INDICATORS

| | LISTING | | | | | TRADING | | | | | |
|---|------------------------|------------------------|---------------------|------------------------|---------------------|------------------|-------------------|------------------|-------------------|------------------|-------------------|
| | DEC 2023 | JUN 2024 | | JUL 2024 | | JUN 2024 | | JUL 2024 | | JAN - JUL 2024 | |
| | LISTED END OF MONTH | LISTED END OF MONTH | MONTH NEW LISTED | LISTED END OF MONTH | MONTH NEW LISTED | TRADES number | TURNOVER eur m | TRADES number | TURNOVER eur m | TRADES number | TURNOVER eur m |
| PLAIN VANILLA CW - UNDERLYING ASSETS | | | | | | | | | | | |
| DOMESTIC SHARES | 3,083 | 3,060 | 487 | 3,703 | 661 | 9,373 | 17.3 | 7,617 | 18.3 | 67,654 | 157.9 |
| DOMESTIC INDICES | 687 | 779 | 75 | 838 | 127 | 5,707 | 12.5 | 6,066 | 12.8 | 40,036 | 76.9 |
| FOREIGN SHARES | 3,122 | 3,185 | 372 | 4,437 | 1,265 | 11,751 | 37.0 | 12,037 | 42.8 | 65,983 | 228.0 |
| FOREIGN INDICES | 806 | 1,078 | 269 | 1,219 | 266 | 1,857 | 6.4 | 2,879 | 11.7 | 14,124 | 56.2 |
| COMMODITIES | 336 | 416 | 59 | 475 | 104 | 701 | 0.7 | 463 | 0.6 | 3,264 | 5.2 |
| INTEREST RATE | - | - | - | - | - | - | - | - | - | - | - |
| CURRENCY | 215 | 256 | 17 | 339 | 83 | 592 | 0.5 | 319 | 0.3 | 3,534 | 5.2 |
| BASKET | - | 1 | - | 1 | - | - | - | - | - | 1 | 0.0 |
| OTHERS | 26 | 8 | 8 | 8 | - | 4 | 0.0 | 12 | 0.0 | 119 | 0.1 |
| CRYPTOCURRENCY | - | - | - | - | - | - | - | - | - | - | - |
| TOTAL | 8,275 | 8,783 | 1,287 | 11,020 | 2,506 | 29,985 | 74.4 | 29,393 | 86.6 | 194,715 | 529.4 |
| STRUCTURED/EXOTIC CW - UNDERLYING ASSETS | | | | | | | | | | | |
| DOMESTIC SHARES | - | - | - | - | - | - | - | - | - | - | - |
| DOMESTIC INDICES | 202 | 138 | - | 138 | - | 142 | 0.21 | 19 | 0.05 | 527 | 1.44 |
| FOREIGN SHARES | - | - | - | - | - | - | - | - | - | - | - |
| FOREIGN INDICES | 235 | 270 | - | 270 | - | 34 | 0.01 | 28 | 0.04 | 235 | 0.65 |
| COMMODITIES | - | - | - | - | - | - | - | - | - | - | - |
| INTEREST RATE | 6 | 6 | - | 6 | - | - | - | 1 | 0.00 | 1 | 0.00 |
| CURRENCY | - | - | - | - | - | - | - | - | - | - | - |
| BASKET | - | - | - | - | - | - | - | - | - | - | - |
| OTHERS | 1 | - | - | - | - | - | - | - | - | 8 | 0.03 |
| CRYPTOCURRENCY | - | - | - | - | - | - | - | - | - | - | - |
| TOTAL | 444 | 414 | - | 414 | - | 176 | 0.2 | 48 | 0.1 | 771 | 2.1 |
| PLAIN VANILLA CW - ISSUERS | | | | | | | | | | | |
| BNP PARIBAS ISSUANCE B.V. | 2,136 | 2,431 | 436 | 3,103 | 778 | 10,845 | 17.9 | 9,705 | 22.8 | 63,528 | 133.1 |
| INTESA SANPAOLO S.P.A. | 254 | 182 | - | 322 | 140 | 172 | 0.3 | 224 | 0.5 | 2,597 | 5.8 |
| LEONTEQ SECURITIES | 1 | 1 | - | 1 | - | - | - | - | - | 3 | 0.0 |
| NATIXIS STRUCTURED ISSUANCE SA | - | 1 | - | 1 | - | - | - | - | - | 1 | 0.0 |
| SG ISSUER | 5 | 3 | - | 3 | - | - | - | - | - | 2 | 0.0 |
| SOCIETE GENERALE EFFEKTEN GMBH | 656 | 577 | - | 877 | 300 | 641 | 1.3 | 582 | 1.6 | 4,322 | 12.6 |
| UNICREDIT BANK GMBH | 3,441 | 3,239 | 474 | 3,709 | 488 | 12,106 | 28.8 | 12,731 | 38.2 | 84,696 | 218.6 |
| VONTOBEL FINANCIAL PRODUCTS GMBH | 1,782 | 2,349 | 377 | 3,004 | 800 | 6,221 | 26.1 | 6,151 | 23.6 | 39,566 | 159.3 |
| TOTAL | 8,275 | 8,783 | 1,287 | 11,020 | 2,506 | 29,985 | 74.4 | 29,393 | 86.6 | 194,715 | 529.4 |
| STRUCTURED/EXOTIC CW - ISSUERS | | | | | | | | | | | |
| ALDBURG PUBLIC | 1 | - | - | - | - | - | - | - | - | 8 | 0.03 |
| BANCA AKROS | 6 | - | - | - | - | - | - | - | - | - | - |
| BANCO BPM S.P.A. | - | 6 | - | 6 | - | - | - | 1 | 0.00 | 1 | 0.00 |
| BNP PARIBAS ISSUANCE B.V. | 401 | 391 | - | 391 | - | 174 | 0.20 | 47 | 0.09 | 741 | 2.04 |
| LEONTEQ SECURITIES | 1 | 1 | - | 1 | - | - | - | - | - | - | - |
| UNICREDIT BANK GMBH | 35 | 16 | - | 16 | - | 2 | 0.02 | - | - | 21 | 0.04 |
| TOTAL | 444 | 414 | - | 414 | - | 176 | 0.2 | 48 | 0.1 | 771 | 2.1 |
| STRUCTURED/EXOTIC CW - TYPE | | | | | | | | | | | |
| WARRANT SPREAD | 436 | 407 | - | 407 | - | 176 | 0.2 | 47 | 0.1 | 762 | 2.1 |
| OTHER STRUCTURED/EXOTIC CW | 8 | 7 | - | 7 | - | - | - | 1 | 0.0 | 9 | 0.0 |
| TOTAL | 444 | 414 | - | 414 | - | 89 | 0.2 | 101 | 0.4 | 771 | 2.1 |
| PLAIN VANILLA CW - CALL/PUT | | | | | | | | | | | |
| CALL | 4,669 | 5,090 | 671 | 6,352 | 1,400 | 22,663 | 58.6 | 21,331 | 67.3 | 141,129 | 417.6 |
| PUT | 4,050 | 4,107 | 616 | 5,082 | 1,106 | 7,498 | 16.0 | 8,110 | 19.4 | 54,357 | 114.0 |
| EXPIRATION DATE | | | | | | | | | | | |
| EXPIRY < 3 MONTHS | 3,176 | 3,769 | 499 | 4,056 | 509 | 16,554 | 31.3 | 18,246 | 46.8 | 111,627 | 237.9 |
| 3 MONTHS < EXPIRY < 6 MONTHS | 2,723 | 3,198 | 174 | 3,597 | 424 | 7,143 | 16.9 | 6,797 | 20.2 | 42,209 | 109.4 |
| 6 MONTHS < EXPIRY < 12 MONTHS | 2,650 | 1,930 | 496 | 3,146 | 1,238 | 4,706 | 15.0 | 3,624 | 16.0 | 32,675 | 134.8 |
| 12 MONTHS < EXPIRY < 24 MONTHS | 153 | 271 | 118 | 606 | 335 | 1,742 | 11.4 | 750 | 3.6 | 8,870 | 49.2 |
| 24 MONTHS < EXPIRY < 60 MONTHS | 5 | 18 | - | 18 | - | 3 | 0.0 | 6 | 0.0 | 34 | 0.1 |
| EXPIRY MORE THAN 60 MONTHS | 12 | 11 | - | 11 | - | 13 | 0.0 | 18 | 0.1 | 71 | 0.3 |

COVERED WARRANT

FIRST TEN PLAIN VANILLA COVERED WARRANT IN TERMS OF TURNOVER TRADED IN JULY 2024

| ISIN | Long Name | Type | Strike | Underlying | Expiration Date | Turnover eur m | % TOT | % CUM | Trades |
|--------------|----------------------------------|------|----------|----------------|-----------------|-------------------|-------|-------|--------|
| DE000HD2PB28 | UNICREDIT BANK GMBH | PUT | 19,000.0 | NASDAQ-100 | 20/09/2024 | 2.0 | 2.3% | 2.3% | 121 |
| DE000HD3QJG5 | UNICREDIT BANK GMBH | CALL | 140.0 | NVIDIA Corp | 18/09/2024 | 1.8 | 2.1% | 4.5% | 191 |
| DE000HD1ASA7 | UNICREDIT BANK GMBH | CALL | 260.0 | TESLA INC | 18/09/2024 | 1.8 | 2.0% | 6.5% | 153 |
| NLBNPIT1WST7 | BNP PARIBAS ISSUANCE B.V. | CALL | 32,000.0 | FTSE MIB INDEX | 20/06/2025 | 1.5 | 1.8% | 8.2% | 84 |
| DE000VU0DLR3 | VONTOBEL FINANCIAL PRODUCTS GMBH | CALL | 16.0 | STELLANTIS IT | 19/12/2024 | 1.1 | 1.3% | 9.5% | 69 |
| DE000VM8AD11 | VONTOBEL FINANCIAL PRODUCTS GMBH | CALL | 120.0 | NVIDIA Corp | 20/06/2025 | 1.0 | 1.1% | 10.6% | 38 |
| DE000VM7Q9Q7 | VONTOBEL FINANCIAL PRODUCTS GMBH | CALL | 96.0 | NVIDIA Corp | 20/06/2025 | 0.9 | 1.0% | 11.6% | 26 |
| DE000VD821Q6 | VONTOBEL FINANCIAL PRODUCTS GMBH | PUT | 20,000.0 | NASDAQ-100 | 19/09/2024 | 0.9 | 1.0% | 12.6% | 33 |
| DE000HD1T395 | UNICREDIT BANK GMBH | CALL | 250.0 | TESLA INC | 18/09/2024 | 0.9 | 1.0% | 13.6% | 126 |
| NLBNPIT1ZQX6 | BNP PARIBAS ISSUANCE B.V. | CALL | 80.0 | NVIDIA Corp | 20/12/2024 | 0.8 | 0.9% | 14.5% | 8 |

FIRST TEN STRUCTURED/EXOTIC COVERED WARRANT IN TERMS OF TURNOVER TRADED IN JULY 2024

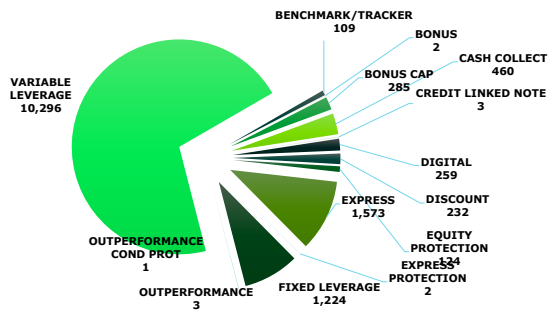
| ISIN | Long Name | Type | Strike | Underlying | Expiration Date | Turnover eur m | % TOT | % CUM | Trades |
|--------------|---------------------------|------|----------|--------------------|-----------------|-------------------|-------|-------|--------|
| NLBNPIT1SQK8 | BNP PARIBAS ISSUANCE B.V. | CALL | 34,000.0 | FTSE MIB INDEX | 20/12/2024 | 0.03 | 36.3% | 36.3% | 5 |
| NLBNPIT21J3 | BNP PARIBAS ISSUANCE B.V. | CALL | 21,000.0 | NASDAQ-100 | 18/09/2024 | 0.01 | 15.8% | 52.0% | 6 |
| NLBNPIT1SR50 | BNP PARIBAS ISSUANCE B.V. | CALL | 34,000.0 | FTSE MIB INDEX | 20/12/2024 | 0.01 | 14.9% | 66.9% | 2 |
| NLBNPIT21J13 | BNP PARIBAS ISSUANCE B.V. | CALL | 2,000.0 | RUSSELL 2000 INDEX | 18/12/2024 | 0.01 | 13.1% | 80.0% | 2 |
| NLBNPIT1ST09 | BNP PARIBAS ISSUANCE B.V. | CALL | 5,200.0 | S AND P 500 | 18/12/2024 | 0.00 | 4.3% | 84.4% | 3 |
| NLBNPIT21LF5 | BNP PARIBAS ISSUANCE B.V. | PUT | 20,000.0 | NASDAQ-100 | 18/09/2024 | 0.00 | 4.1% | 88.5% | 4 |
| NLBNPIT1SV62 | BNP PARIBAS ISSUANCE B.V. | PUT | 29,000.0 | FTSE MIB INDEX | 20/12/2024 | 0.00 | 3.1% | 91.6% | 7 |
| NLBNPIT21JW4 | BNP PARIBAS ISSUANCE B.V. | CALL | 5,200.0 | S AND P 500 | 18/09/2024 | 0.00 | 2.6% | 94.2% | 2 |
| NLBNPIT21JV6 | BNP PARIBAS ISSUANCE B.V. | CALL | 5,000.0 | S AND P 500 | 18/09/2024 | 0.00 | 1.4% | 95.6% | 1 |
| NLBNPIT21LM1 | BNP PARIBAS ISSUANCE B.V. | PUT | 18,000.0 | NASDAQ-100 | 18/12/2024 | 0.00 | 1.4% | 97.0% | 2 |

DISTRIBUTION OF TRADING BY SIZE OF TRADES

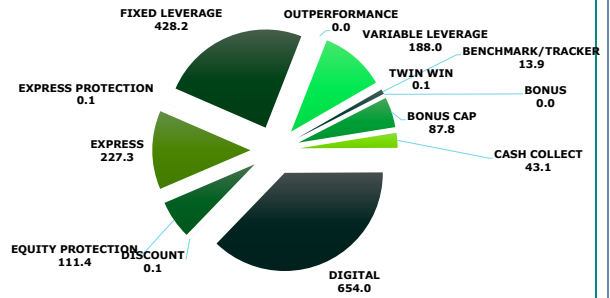
| | JUN 2024 | | JUL 2024 | | JAN - JUL 2024 | | | | |
|---------|----------|-------|----------|-------|----------------|--------|--------|-------|--------|
| | Trades | eur m | Trades | eur m | Trades | % TOT | eur m | % TOT | |
| - | 250 | 7,945 | 0.9 | 5,673 | 0.8 | 42,233 | 21.60% | 5.3 | 0.99% |
| 250 | 500 | 4,915 | 1.8 | 4,625 | 1.7 | 31,085 | 15.90% | 11.3 | 2.12% |
| 500 | 1,000 | 4,990 | 3.5 | 4,939 | 3.5 | 33,550 | 17.16% | 24.0 | 4.51% |
| 1,000 | 2,000 | 4,715 | 6.7 | 5,025 | 7.2 | 32,951 | 16.86% | 46.9 | 8.82% |
| 2,000 | 3,000 | 2,440 | 5.9 | 2,544 | 6.2 | 16,052 | 8.21% | 39.1 | 7.35% |
| 3,000 | 4,000 | 1,331 | 4.6 | 1,624 | 5.6 | 9,854 | 5.04% | 33.8 | 6.36% |
| 4,000 | 5,000 | 796 | 3.6 | 968 | 4.3 | 5,846 | 2.99% | 26.0 | 4.90% |
| 5,000 | 10,000 | 1,547 | 10.5 | 2,153 | 14.5 | 13,854 | 7.09% | 93.3 | 17.54% |
| 10,000 | 15,000 | 560 | 6.8 | 681 | 8.3 | 3,947 | 2.02% | 47.7 | 8.98% |
| 15,000 | 20,000 | 264 | 4.5 | 502 | 8.7 | 2,089 | 1.07% | 36.1 | 6.79% |
| 20,000 | 25,000 | 209 | 4.6 | 242 | 5.3 | 1,153 | 0.59% | 25.4 | 4.78% |
| 25,000 | 50,000 | 319 | 10.9 | 368 | 12.7 | 1,985 | 1.02% | 67.5 | 12.69% |
| 50,000 | 75,000 | 67 | 4.1 | 52 | 3.1 | 424 | 0.22% | 25.8 | 4.85% |
| 75,000 | 100,000 | 42 | 3.7 | 18 | 1.5 | 233 | 0.12% | 20.2 | 3.80% |
| 100,000 | | 21 | 2.5 | 27 | 3.3 | 230 | 0.12% | 29.3 | 5.50% |

CERTIFICATES

NUMBER OF LISTED CERTIFICATES BY TYPE



TURNOVER BY TYPE - eur m



MAIN INDICATORS

LISTING

| DEC 2023 | JUN 2024 | | JUL 2024 | |
|--------------|--------------|------------|--------------|------------|
| LISTED | LISTED | MONTH | LISTED | MONTH |
| END OF MONTH | END OF MONTH | NEW LISTED | END OF MONTH | NEW LISTED |

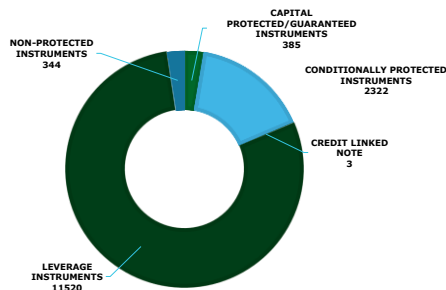
TRADING

| JUN 2024 | | JUL 2024 | | JAN - JUL 2024 | |
|----------|----------|----------|----------|----------------|----------|
| TRADES | TURNOVER | TRADES | TURNOVER | TRADES | TURNOVER |
| number | eur m | number | eur m | number | eur m |

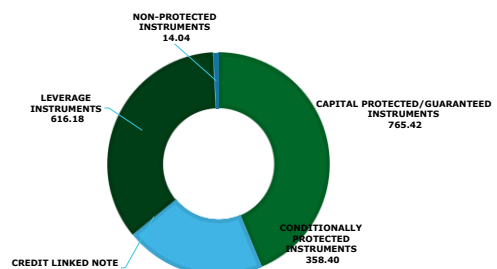
CERTIFICATES - TYPE

| | DEC 2023 | JUN 2024 | JUL 2024 | JUN 2024 | JUL 2024 | JAN - JUL 2024 | | | |
|--------------------------|---------------|---------------|--------------|----------------|----------------|----------------|----------------|------------------|-----------------|
| | LISTED | LISTED | MONTH | TRADES | TURNOVER | TRADES | TURNOVER | TRADES | TURNOVER |
| | END OF MONTH | END OF MONTH | NEW LISTED | number | eur m | number | eur m | number | eur m |
| BENCHMARK/TRACKER | 99 | 106 | 1 | 727 | 11.2 | 962 | 13.9 | 7,455 | 114.2 |
| BONUS | 7 | 6 | - | 2 | 0.0 | 2 | 0.0 | 49 | 0.5 |
| BONUS CAP | 326 | 273 | 3 | 4,840 | 80.2 | 4,756 | 87.8 | 33,727 | 578.1 |
| CASH COLLECT | 391 | 437 | 35 | 4,032 | 45.4 | 4,243 | 43.1 | 26,447 | 285.9 |
| COVERED WARRANT | - | - | - | - | - | - | - | - | - |
| CREDIT LINKED NOTE | 1 | 1 | - | - | - | - | - | - | - |
| DIGITAL | 198 | 252 | 7 | 51,811 | 789.9 | 44,720 | 654.0 | 255,319 | 3,586.8 |
| DISCOUNT | 172 | 232 | 60 | 13 | 0.0 | 20 | 0.1 | 169 | 1.3 |
| EQUITY PROTECTION | 120 | 124 | - | 8,090 | 116.2 | 7,708 | 111.4 | 61,189 | 872.1 |
| EXPRESS | 1,831 | 1,594 | 81 | 18,292 | 227.3 | 18,889 | 227.3 | 146,710 | 1,761.2 |
| EXPRESS PROTECTION | 2 | 2 | - | 1 | 0.1 | 5 | 0.1 | 47 | 3.2 |
| FIXED LEVERAGE | 921 | 1,212 | 26 | 66,458 | 453.5 | 70,933 | 428.2 | 488,061 | 3,255.7 |
| OUTPERFORMANCE | 9 | 3 | - | 2 | 0.0 | 1 | 0.0 | 71 | 1.4 |
| OUTPERFORMANCE COND PROT | 1 | 1 | - | 2 | 0.0 | 5 | 0.0 | 24 | 0.2 |
| VARIABLE LEVERAGE | 6,938 | 9,277 | 2,675 | 36,883 | 184.9 | 38,762 | 188.0 | 235,918 | 1,085.5 |
| TWIN WIN | - | 1 | - | 61 | 0.4 | 12 | 0.1 | 94 | 1.2 |
| TOTAL | 11,016 | 13,521 | 2,888 | 191,214 | 1,909.1 | 191,018 | 1,754.0 | 1,255,280 | 11,547.3 |

NUMBER OF LISTED CERTIFICATES BY ACEPI CLASS



TURNOVER BY ACEPI CLASS - eur m



DISTRIBUTION OF TRADING BY SIZE OF TRADES

| SIZE OF TRADE (eur) | JUN 2024 | | JUL 2024 | | JAN - JUL 2024 | | | | |
|---------------------|----------|--------|----------|--------|----------------|---------|--------|---------|--------|
| | Trades | eur m | Trades | eur m | Trades | % TOT | eur m | % TOT | |
| - | 250 | 10,988 | 1.4 | 12,730 | 1.6 | 79,877 | 6.36% | 10.2 | 0.09% |
| 250 | 500 | 9,992 | 3.8 | 11,312 | 4.2 | 71,204 | 5.67% | 26.6 | 0.23% |
| 500 | 1,000 | 15,234 | 11.3 | 17,516 | 12.9 | 113,276 | 9.02% | 84.6 | 0.73% |
| 1,000 | 2,000 | 20,962 | 30.6 | 22,606 | 32.7 | 152,277 | 12.13% | 221.6 | 1.92% |
| 2,000 | 3,000 | 13,298 | 32.6 | 14,027 | 34.5 | 95,426 | 7.60% | 235.4 | 2.04% |
| 3,000 | 4,000 | 8,773 | 30.1 | 9,081 | 31.3 | 65,377 | 5.21% | 225.1 | 1.95% |
| 4,000 | 5,000 | 10,920 | 50.3 | 10,332 | 47.2 | 73,277 | 5.84% | 335.9 | 2.91% |
| 5,000 | 10,000 | 35,365 | 247.1 | 34,076 | 236.7 | 230,420 | 18.36% | 1,618.0 | 14.01% |
| 10,000 | 15,000 | 25,055 | 285.4 | 22,949 | 261.3 | 142,620 | 11.36% | 1,629.6 | 14.11% |
| 15,000 | 20,000 | 12,789 | 216.8 | 11,604 | 196.6 | 70,004 | 5.58% | 1,190.4 | 10.31% |
| 20,000 | 25,000 | 10,949 | 237.0 | 9,821 | 213.2 | 60,353 | 4.81% | 1,313.3 | 11.37% |
| 25,000 | 50,000 | 12,558 | 412.7 | 11,026 | 363.6 | 74,260 | 5.92% | 2,464.3 | 21.34% |
| 50,000 | 75,000 | 2,545 | 144.0 | 2,274 | 128.8 | 15,470 | 1.23% | 883.1 | 7.65% |
| 75,000 | 100,000 | 833 | 73.7 | 745 | 65.8 | 5,524 | 0.44% | 483.7 | 4.19% |
| 100,000 | | 953 | 132.2 | 919 | 123.4 | 5,915 | 0.47% | 825.4 | 7.15% |

LEVERAGE CERTIFICATES

MAIN INDICATORS

| | LISTING | | | | | TRADING | | | | | | |
|---|--|------------------------|----------------------|------------------------|---------------------|------------------|-------------------|------------------|-------------------|------------------|-------------------|--|
| | DEC 2023 | | JUN 2024 | | JUL 2024 | | JUN 2024 | | JUL 2024 | | JAN - JUL 2024 | |
| | LISTED END of MONTH | LISTED END of MONTH | MONTH NEW LISTED | LISTED END of MONTH | MONTH NEW LISTED | TRADES number | TURNOVER eur m | TRADES number | TURNOVER eur m | TRADES number | TURNOVER eur m | |
| LEVERAGE CERTIFICATES - TYPE | | | | | | | | | | | | |
| FIXED LEVERAGE | 921 | 1,212 | 26 | 1,224 | 26 | 66,458 | 453.5 | 70,933 | 428.2 | 488,061 | 3,255.7 | |
| MINI FUTURE CLOSE END | 1,063 | 1,328 | 209 | 1,348 | 210 | 5,343 | 20.8 | 5,048 | 20.5 | 32,565 | 122.8 | |
| MINI FUTURE OPEN END | 242 | 239 | 82 | 240 | 95 | 256 | 2.8 | 174 | 1.1 | 1,651 | 7.0 | |
| TURBO CLOSE END | 1,269 | 1,649 | 1,016 | 2,386 | 1,483 | 9,005 | 45.8 | 10,969 | 50.6 | 70,792 | 354.9 | |
| TURBO OPEN END | 4,364 | 6,061 | 1,368 | 6,322 | 1,593 | 22,279 | 115.4 | 22,571 | 115.7 | 130,910 | 600.8 | |
| TOTAL | 7,859 | 10,489 | 2,701 | 11,520 | 3,407 | 103,341 | 638.3 | 109,695 | 616.2 | 723,979 | 4,341.3 | |
| LEVERAGE CERTIFICATES CLASS A - UNDERLYING ASSETS | | | | | | | | | | | | |
| DOMESTIC SHARES | 1,955 | 2,280 | 463 | 2,530 | 629 | 8,276 | 43.9 | 7,309 | 34.8 | 51,900 | 208.1 | |
| DOMESTIC INDICES | 391 | 466 | 209 | 572 | 236 | 4,518 | 23.2 | 4,438 | 20.1 | 29,317 | 117.9 | |
| FOREIGN SHARES | 2,618 | 3,817 | 1,020 | 4,069 | 1,357 | 9,628 | 31.8 | 10,573 | 35.3 | 57,506 | 188.1 | |
| FOREIGN INDICES | 1,201 | 1,445 | 426 | 1,758 | 711 | 10,154 | 72.0 | 12,297 | 79.2 | 65,314 | 445.4 | |
| COMMODITIES | 427 | 454 | 163 | 496 | 192 | 2,714 | 6.9 | 2,765 | 7.8 | 23,139 | 55.5 | |
| INTEREST RATE | - | - | - | - | - | - | - | - | - | - | - | |
| CURRENCY | 260 | 286 | 64 | 312 | 65 | 447 | 4.6 | 395 | 7.9 | 3,228 | 53.5 | |
| BASKET | - | 1 | - | 1 | - | - | - | - | - | 3 | 0.0 | |
| OTHERS | 86 | 524 | 330 | 555 | 191 | 1,146 | 2.4 | 985 | 2.9 | 5,511 | 17.1 | |
| CRYPTOCURRENCY | - | 4 | - | 3 | - | - | - | - | - | - | - | |
| TOTAL | 6,938 | 9,277 | 2,675 | 10,296 | 3,381 | 36,883 | 184.9 | 38,762 | 188.0 | 235,918 | 1,085.5 | |
| LEVERAGE CERTIFICATES CLASS B - UNDERLYING ASSETS | | | | | | | | | | | | |
| DOMESTIC SHARES | 47 | 87 | 2 | 88 | 1 | 6,516 | 51 | 6,253 | 49 | 52,916 | 454 | |
| DOMESTIC INDICES | 69 | 80 | 1 | 81 | 1 | 28,246 | 247.09 | 24,488 | 201.05 | 188,738 | 1,660.27 | |
| FOREIGN SHARES | 145 | 210 | 3 | 215 | 5 | 10,468 | 59.13 | 15,563 | 74.53 | 74,727 | 360.16 | |
| FOREIGN INDICES | 294 | 335 | 9 | 337 | 5 | 8,389 | 50.96 | 12,080 | 57.88 | 74,567 | 407.27 | |
| COMMODITIES | 290 | 352 | 6 | 349 | 8 | 7,688 | 23.96 | 7,278 | 23.22 | 71,022 | 245.86 | |
| INTEREST RATE | - | - | - | - | - | - | - | - | - | - | - | |
| CURRENCY | 6 | 6 | - | 6 | - | 15 | 0.12 | 12 | 0.25 | 144 | 0.77 | |
| BASKET | - | - | - | - | - | - | - | - | - | - | - | |
| OTHERS | 70 | 142 | 5 | 148 | 6 | 5,136 | 21.27 | 5,259 | 22.48 | 25,947 | 127.53 | |
| CRYPTOCURRENCY | - | - | - | - | - | - | - | - | - | - | - | |
| TOTAL | 921 | 1,212 | 26 | 1,224 | 26 | 66,458 | 453.5 | 70,933 | 428.2 | 488,061 | 3,255.7 | |
| LEVERAGE CERTIFICATES CLASS A - ISSUERS | | | | | | | | | | | | |
| BNP PARIBAS ISSUANCE B.V. | 2,742 | 3,384 | 800 | 3,581 | 904 | 19,707 | 83.0 | 20,957 | 93.4 | 128,803 | 541.6 | |
| SOCIETE GENERALE EFFETKEN GMBH | 780 | 2,067 | 435 | 2,171 | 348 | 1,714 | 7.5 | 2,074 | 6.8 | 10,487 | 39.5 | |
| UNICREDIT BANK GMBH | 2,085 | 1,928 | 463 | 2,268 | 836 | 9,257 | 66.1 | 8,719 | 60.8 | 58,016 | 346.9 | |
| VONTOBEL FINANCIAL PRODUCTS GMBH | 1,331 | 1,898 | 977 | 2,276 | 1,293 | 6,205 | 28.3 | 7,012 | 27.0 | 38,612 | 157.4 | |
| TOTAL | 6,938 | 9,277 | 2,675 | 10,296 | 3,381 | 36,883 | 184.9 | 38,762 | 188.0 | 235,918 | 1,085.5 | |
| LEVERAGE CERTIFICATES CLASS B - ISSUERS | | | | | | | | | | | | |
| BNP PARIBAS ISSUANCE B.V. | 186 | 268 | - | 268 | - | 2,806 | 9.5 | 3,554 | 9.2 | 22,357 | 91.4 | |
| INTESA SANPAOLO S.P.A. | 20 | 20 | - | 20 | - | 43 | 0.1 | 18 | 0.1 | 304 | 0.9 | |
| SOCIETE GENERALE EFFETKEN GMBH | 298 | 362 | 12 | 376 | 14 | 53,622 | 400.4 | 56,505 | 377.1 | 396,445 | 2,879.2 | |
| UNICREDIT BANK GMBH | 10 | 13 | - | 13 | - | 347 | 6.4 | 170 | 2.1 | 1,707 | 23.7 | |
| VONTOBEL FINANCIAL PRODUCTS GMBH | 407 | 549 | 14 | 547 | 12 | 9,640 | 37.1 | 10,686 | 39.5 | 67,248 | 260.5 | |
| TOTAL | 921 | 1,212 | 26 | 1,224 | 26 | 66,458 | 453.5 | 70,933 | 428.2 | 488,061 | 3,255.7 | |
| FIRST TEN LEVERAGE CERTIFICATES IN TERMS OF TURNOVER TRADED IN JULY 2024 | | | | | | | | | | | | |
| ISIN | Long Name | Type | Underlying | Turnover eur m | % TOT | % CUM | Trades | | | | | |
| LU2141869003 | SGE F LEV LG X 7 FTSE MIB NET TOT OP END | BULL | FTSE MIB NET TOTAL R | 116.2 | 19% | 18.9% | 12,233 | | | | | |
| DE000SQ4E212 | SGE F LEV SH X -7 FTSE MIB GROSS OP END | BEAR | FTSE MIB GROSS TR | 52.8 | 9% | 27.4% | 7,144 | | | | | |
| DE000SF2GCH6 | SGE F LEV LG X 5 NVIDIA Corp OP END | BULL | NVIDIA Corp | 14.8 | 2% | 29.8% | 3,373 | | | | | |
| DE000SF2GCV1 | SGE F LEV LG X 5 Intesa Sanpaolo OP END | BULL | Intesa Sanpaolo | 12.0 | 2% | 31.8% | 858 | | | | | |
| DE000SF2GC61 | SGE F LEV LG X 5 UNICREDIT OP END | BULL | UNICREDIT | 11.7 | 2% | 33.7% | 919 | | | | | |
| DE000SN808Y0 | SGE F LEV LG X 5 NVIDIA Corp OP END | BULL | NVIDIA Corp | 11.5 | 2% | 35.5% | 274 | | | | | |
| DE000A3GNDT6 | SGE F LEV LG X 7 NASDAQ-100 Notio OP END | BULL | NASDAQ-100 Notional | 9.9 | 2% | 37.1% | 1,512 | | | | | |
| DE000VU1EV07 | VON F LEV LG X 5 Vont 5X L TSLA V 180627 | BULL | Vont 5X L TSLA V6 | 8.6 | 1% | 38.5% | 853 | | | | | |
| DE000SV4ZVJ8 | SGE F LEV LG X 5 TESLA INC OP END | BULL | TESLA INC | 8.5 | 1% | 39.9% | 1,116 | | | | | |
| DE000SF2B7Z4 | SGE F LEV LG X 5 STMICROELECTRONI OP END | BULL | STMICROELECTRONICS I | 7.4 | 1% | 41.1% | 1,724 | | | | | |

INVESTMENT CERTIFICATES

MAIN INDICATORS

| | LISTING | | | | | TRADING | | | | | | |
|--|------------------------|------------------------|---------------------|------------------------|---------------------|------------------|-------------------|------------------|-------------------|------------------|-------------------|--|
| | DEC 2023 | | JUN 2024 | | JUL 2024 | | JUN 2024 | | JUL 2024 | | JAN - JUL 2024 | |
| | LISTED END of MONTH | LISTED END of MONTH | MONTH NEW LISTED | LISTED END of MONTH | MONTH NEW LISTED | TRADES number | TURNOVER eur m | TRADES number | TURNOVER eur m | TRADES number | TURNOVER eur m | |
| INVESTMENT CERTIFICATES - UNDERLYING ASSETS | | | | | | | | | | | | |
| DOMESTIC SHARES | 445 | 417 | 54 | 423 | 8 | 2,828 | 36 | 2,392 | 31 | 16,944 | 194 | |
| DOMESTIC INDICES | 50 | 50 | 1 | 50 | - | 11,389 | 182 | 8,182 | 123 | 54,048 | 827 | |
| FOREIGN SHARES | 649 | 526 | 28 | 523 | 11 | 4,307 | 45 | 4,762 | 50 | 32,681 | 331 | |
| FOREIGN INDICES | 431 | 435 | 6 | 436 | 7 | 44,436 | 688 | 39,560 | 607 | 254,847 | 3,832 | |
| COMMODITIES | 3 | 7 | - | 7 | - | 6 | 0 | 5 | 0 | 107 | 1 | |
| INTEREST RATE | 11 | 23 | 1 | 25 | 2 | 5,623 | 93 | 5,775 | 94 | 26,728 | 363 | |
| CURRENCY | 14 | 4 | - | 4 | - | 691 | 9 | 815 | 10 | 4,054 | 45 | |
| BASKET | 1,547 | 1,566 | 97 | 1,582 | 79 | 18,592 | 219 | 19,827 | 222 | 141,753 | 1,609 | |
| OTHERS | 7 | 4 | - | 4 | - | 1 | 0 | 5 | 0 | 139 | 4 | |
| CRYPTOCURRENCY | - | - | - | - | - | - | - | - | - | - | - | |
| TOTAL | 3,157 | 3,032 | 187 | 3,054 | 107 | 87,873 | 1,270.8 | 81,323 | 1,137.9 | 531,301 | 7,206.0 | |
| INVESTMENT CERTIFICATES - ISSUERS | | | | | | | | | | | | |
| ALDBURG PUBLIC | 10 | - | - | - | - | - | - | - | - | 924 | 13.9 | |
| BANCA PROFILO S.P.A. | 1 | 1 | - | 1 | - | - | - | - | - | 14 | 0.1 | |
| BNP PARIBAS ISSUANCE B.V. | 564 | 521 | 16 | 550 | 47 | 5,525 | 61.0 | 4,987 | 50.7 | 40,153 | 413.4 | |
| CREDIT AGRICOLE CIB FCIAL SOL. | - | - | - | - | - | - | - | - | - | - | - | |
| CREDIT SUISSE | 1 | - | - | - | - | 8 | 0.1 | - | - | 328 | 6.0 | |
| DEFENSIVE CERTIFICATES PLC | 14 | 6 | - | 6 | - | 19 | 0.2 | 10 | 0.1 | 34 | 0.3 | |
| DYNAMIC CERTIFICATES AND NOTES PLC | - | - | - | 2 | 2 | - | - | - | - | - | - | |
| GOLDMAN SACHS FIN CORP INT | 12 | 10 | - | 6 | - | 9 | 0.2 | 20 | 0.4 | 146 | 1.8 | |
| GOLDMAN SACHS INTERNATIONAL | 65 | 60 | 18 | 60 | - | 491 | 3.8 | 510 | 5.1 | 2,237 | 19.1 | |
| INTESA SANPAOLO S.P.A. | 748 | 644 | 10 | 648 | 9 | 70,274 | 1,065.2 | 62,624 | 931.1 | 389,364 | 5,615.7 | |
| JP MORGAN STRUCTURED PRODUCTS B.V. | 7 | 7 | - | 7 | - | 107 | 1.3 | 45 | 0.5 | 484 | 6.1 | |
| LEONTEQ SECURITIES | 142 | 95 | - | 84 | - | 148 | 1.5 | 186 | 1.8 | 1,837 | 25.0 | |
| LUMINIS FINANCE | 1 | 1 | - | 1 | - | - | - | - | - | - | - | |
| MORGAN STANLEY B.V. | 32 | 25 | - | 25 | - | 39 | 0.5 | 42 | 0.4 | 410 | 5.9 | |
| NATIXIS STRUCTURED ISSUANCE SA | 18 | 17 | 1 | 15 | - | 196 | 2.2 | 204 | 2.3 | 1,061 | 11.6 | |
| SG ISSUER | 9 | 7 | - | 7 | - | 224 | 4.2 | 236 | 4.8 | 1,779 | 31.2 | |
| SOCIETE GENERALE EFFEKTEN GMBH | 241 | 315 | 61 | 315 | - | 164 | 0.8 | 166 | 1.0 | 1,534 | 9.4 | |
| UBS AG | 165 | 172 | 7 | 167 | 1 | 887 | 14.7 | 1,004 | 15.7 | 9,556 | 136.7 | |
| UNICREDIT BANK GMBH | 427 | 439 | 14 | 446 | 15 | 1,722 | 16.5 | 1,722 | 19.1 | 16,255 | 168.4 | |
| UNICREDIT S.P.A. | 1 | 2 | - | 2 | - | 6 | 0.1 | 9 | 0.2 | 125 | 2.7 | |
| VONTOBEL FINANCIAL PRODUCTS GMBH | 699 | 710 | 60 | 712 | 33 | 8,054 | 98.4 | 9,558 | 104.7 | 65,059 | 738.5 | |
| TOTAL | 3,157 | 3,032 | 187 | 3,054 | 107 | 87,873 | 1,270.8 | 81,323 | 1,137.9 | 531,300 | 7,206.0 | |
| INVESTMENT CERTIFICATES - ACEPI TYPE | | | | | | | | | | | | |
| BENCHMARK/TRACKER | 99 | 106 | 1 | 109 | 3 | 727 | 11.2 | 962 | 13.9 | 7,455 | 114.2 | |
| BONUS | 7 | 6 | - | 2 | - | 2 | 0.0 | 2 | 0.0 | 49 | 0.5 | |
| BONUS CAP | 326 | 273 | 3 | 285 | 13 | 4,840 | 80.2 | 4,756 | 87.8 | 33,727 | 578.1 | |
| CASH COLLECT | 391 | 437 | 35 | 460 | 30 | 4,032 | 45.4 | 4,243 | 43.1 | 26,447 | 285.9 | |
| COVERED WARRANT | - | - | - | - | - | - | - | - | - | - | - | |
| CREDIT LINKED NOTE | 1 | 1 | - | 3 | 2 | - | - | - | - | - | - | |
| DIGITAL | 198 | 252 | 7 | 259 | 7 | 51,811 | 789.9 | 44,720 | 654.0 | 255,319 | 3,586.8 | |
| DISCOUNT | 172 | 232 | 60 | 232 | - | 13 | 0.0 | 20 | 0.1 | 169 | 1.3 | |
| EQUITY PROTECTION | 120 | 124 | - | 124 | - | 8,090 | 116.2 | 7,708 | 111.4 | 61,189 | 872.1 | |
| EXPRESS | 1,831 | 1,594 | 81 | 1,573 | 52 | 18,292 | 227.3 | 18,889 | 227.3 | 146,710 | 1,761.2 | |
| EXPRESS PROTECTION | 2 | 2 | - | 2 | - | 1 | 0.1 | 5 | 0.1 | 47 | 3.2 | |
| FIXED LEVERAGE | - | - | - | - | - | - | - | - | - | - | - | |
| OUTPERFORMANCE | 9 | 3 | - | 3 | - | 2 | 0.0 | 1 | 0.0 | 71 | 1.4 | |
| OUTPERFORMANCE COND PROT | 1 | 1 | - | 1 | - | 2 | 0.0 | 5 | 0.0 | 24 | 0.2 | |
| VARIABLE LEVERAGE | - | - | - | - | - | - | - | - | - | - | - | |
| TWIN WIN | - | 1 | - | 1 | - | 61 | 0.4 | 12 | 0.1 | 94 | 1.2 | |
| TOTAL | 3,157 | 3,032 | 187 | 3,054 | 107 | 87,873 | 1,270.8 | 81,323 | 1,137.9 | 531,301 | 7,206.0 | |

INVESTMENT CERTIFICATES

FIRST TEN CONDITIONALLY PROTECTED CERTIFICATES IN TERMS OF TURNOVER TRADED IN JULY 2024

| ISIN | Long Name | Marketing Name | Underlying | Turnover eur m | % TOT | % CUM | Trades |
|--------------|--|----------------|----------------------|-------------------|-------|-------|--------|
| NLBNPIT25H57 | BPA CC G/BMPS/BAMI/STLAM 55 050826 | CASH COLLECT | G/BMPS/BAMI/STLAM | 11.5 | 3.2% | 3.2% | 802 |
| XS2637782603 | IS BON CAP GENERALI 19.153 55 300727 | BONUS CAP | GENERALI | 6.1 | 1.7% | 4.9% | 306 |
| XS2666911149 | IS BON CAP EURO STOXX 110.358 54 290926 | BONUS CAP | EURO STOXX Banks | 5.5 | 1.5% | 6.5% | 125 |
| DE000VD7VXC8 | VON EXP BPM/MPS/STLA/UCG 60 190626 | EXPRESS | BPM/MPS/STLA/UCG | 5.0 | 1.4% | 7.9% | 404 |
| XS2577517910 | IS EXP EURO STOXX Bank 116.138 60 270226 | EXPRESS | EURO STOXX Banks | 4.9 | 1.4% | 9.2% | 277 |
| XS2689917602 | IS BON CAP Mercedes-Benz 56.48 55 291027 | BONUS CAP | Mercedes-Benz Group | 4.6 | 1.3% | 10.5% | 340 |
| DE000VD57P1 | VON EXP UCG/BMPS/BANCO BPM 60 110526 | EXPRESS | UCG/BMPS/BANCO BPM | 3.6 | 1.0% | 11.5% | 174 |
| DE000VM9YAP7 | VON EXP DELIVERY HERO/BEYOND M 40 120227 | EXPRESS | DELIVERY HERO/BEYOND | 3.3 | 0.9% | 12.4% | 552 |
| XS2705560600 | IS BON CAP ENI 15.1152 50 301127 | BONUS CAP | ENI | 3.2 | 0.9% | 13.3% | 236 |
| XS2675108570 | IS BON CAP SIEMENS AG 134.596 55 290927 | BONUS CAP | SIEMENS AG | 3.2 | 0.9% | 14.2% | 177 |

FIRST TEN CAPITAL PROTECTED/GUARANTEED CERTIFICATES IN TERMS OF TURNOVER TRADED IN JULY 2024

| ISIN | Long Name | Marketing Name | Underlying | Turnover eur m | % TOT | % CUM | Trades |
|--------------|---|----------------|----------------------|-------------------|-------|-------|--------|
| XS2705560949 | IS EP CP HICP INFLATION I 123.66 291124 | DIGITAL | HICP INFLATION INDEX | 66.0 | 8.6% | 8.6% | 3,556 |
| XS2690020933 | IS EP CP ITALY CPI FOI EX 118.7 311024 | DIGITAL | ITALY CPI FOI EX TOB | 26.6 | 3.5% | 12.1% | 1,585 |
| XS2637782355 | IS EP CP ITALY CPI FOI EX 118.4 310725 | DIGITAL | ITALY CPI FOI EX TOB | 23.6 | 3.1% | 15.2% | 1,463 |
| XS2675107929 | IS EP CP HICP INFLATION I 122.98 290925 | DIGITAL | HICP INFLATION INDEX | 23.5 | 3.1% | 18.2% | 1,395 |
| XS2675103696 | IS EP CP EURO STOXX Bank 110.602 290928 | DIGITAL | EURO STOXX Banks | 21.4 | 2.8% | 21.0% | 1,409 |
| XS2651528213 | IS EP CP HICP INFLATION I 123.11 120925 | DIGITAL | HICP INFLATION INDEX | 21.2 | 2.8% | 23.8% | 1,429 |
| XS2689919640 | IS EP CP NIKKEI 225 31276.84 311025 | DIGITAL | NIKKEI 225 | 16.5 | 2.2% | 26.0% | 1,175 |
| XS2689919053 | IS EP CP EURO STOXX 50 4105.088 301026 | DIGITAL | EURO STOXX 50 | 12.4 | 1.6% | 27.6% | 775 |
| XS2566083247 | IS EP CP EURO STOXX Bank 110.704 310129 | DIGITAL | EURO STOXX Banks | 11.9 | 1.6% | 29.1% | 879 |
| XS2504487245 | IS EP CP EUROSTOXX SEL 1575.376 140929 | DIGITAL | EUROSTOXX SEL DIV30 | 11.7 | 1.5% | 30.7% | 832 |

FIRST TEN NON-PROTECTED CERTIFICATES IN TERMS OF TURNOVER TRADED IN JULY 2024

| ISIN | Long Name | Marketing Name | Underlying | Turnover eur m | % TOT | % CUM | Trades |
|--------------|--|-------------------|----------------------|-------------------|-------|-------|--------|
| DE000VM9KQ21 | VON TRAC VONT GGC GLOBAL GROWTH C OP END | BENCHMARK/TRACKER | VONT GGC GLOBAL GROW | 3.0 | 21.2% | 21.2% | 219 |
| XS1778816436 | SGI TRAC MSCI TRN WORLD 6043.153 OP END | BENCHMARK/TRACKER | MSCI TRN WORLD INDEX | 3.0 | 21.1% | 42.4% | 118 |
| DE000VD8UM15 | VON TRAC VONT F SOL ARCH AMC IDX OP END | BENCHMARK/TRACKER | VONT F SOL ARCH AMC | 1.6 | 11.4% | 53.8% | 33 |
| XS1778816352 | SGI TRAC NASDAQ-100 Not 7666.326 OP END | BENCHMARK/TRACKER | NASDAQ-100 Notional | 1.5 | 10.9% | 64.6% | 83 |
| DE000VP2HYR0 | VON TRAC SOLACTIVE HYDROGEN 100 OP END | BENCHMARK/TRACKER | SOLACTIVE HYDROGEN T | 0.3 | 2.3% | 66.9% | 85 |
| DE000VU3RAV2 | VON TRAC SOLACTIVE EU HIG 134.98 OP END | BENCHMARK/TRACKER | SOLACTIVE EU HIG DI | 0.3 | 2.3% | 69.2% | 5 |
| DE000VD45S80 | VON TRAC VTB GGC GRYPH BOND AMC I OP END | BENCHMARK/TRACKER | VTB GGC GRYPH BOND A | 0.3 | 1.9% | 71.1% | 41 |
| XS1778816279 | SGI TRAC S&P 500 NET TR 4778.92 OP END | BENCHMARK/TRACKER | S&P 500 NET TR | 0.3 | 1.8% | 72.9% | 23 |
| DE000V9BJU5 | VON TRAC VONTOBEL FIRST SOL 100 OP END | BENCHMARK/TRACKER | VONTOBEL FIRST SOL 4 | 0.2 | 1.8% | 74.7% | 13 |
| DE000VX92P99 | VON TRAC S&P 500 NET TR 7428.87 OP END | BENCHMARK/TRACKER | S&P 500 NET TR | 0.2 | 1.6% | 76.3% | 12 |

Markets Analysis
Piazza degli Affari, 6 – 20123 Milano
T +39 02 724261 | Fax +39 02 8646.4323
StatEurope@euronext.com
www.borsaitaliana.it

This publication is for information purposes only and is not a recommendation to engage in investment activities. This publication is provided "as is" without representation or warranty of any kind. Whilst all reasonable care has been taken to ensure the accuracy of the content, Euronext does not guarantee its accuracy or completeness. Euronext will not be held liable for any loss or damages of any nature ensuing from using, trusting or acting on information provided. No information set out or referred to in this publication shall form the basis of any contract. The creation of rights and obligations in respect of financial products that are traded on the exchanges operated by Euronext's subsidiaries shall depend solely on the applicable rules of the market operator. All proprietary rights and interest in or connected with this publication shall vest in Euronext. No part of it may be redistributed or reproduced in any form without the prior written permission of Euronext. Euronext disclaims any duty to update this information. Euronext refers to Euronext N.V. and its affiliates. Information regarding trademarks and intellectual property rights of Euronext is located at www.euronext.com/terms-use.

