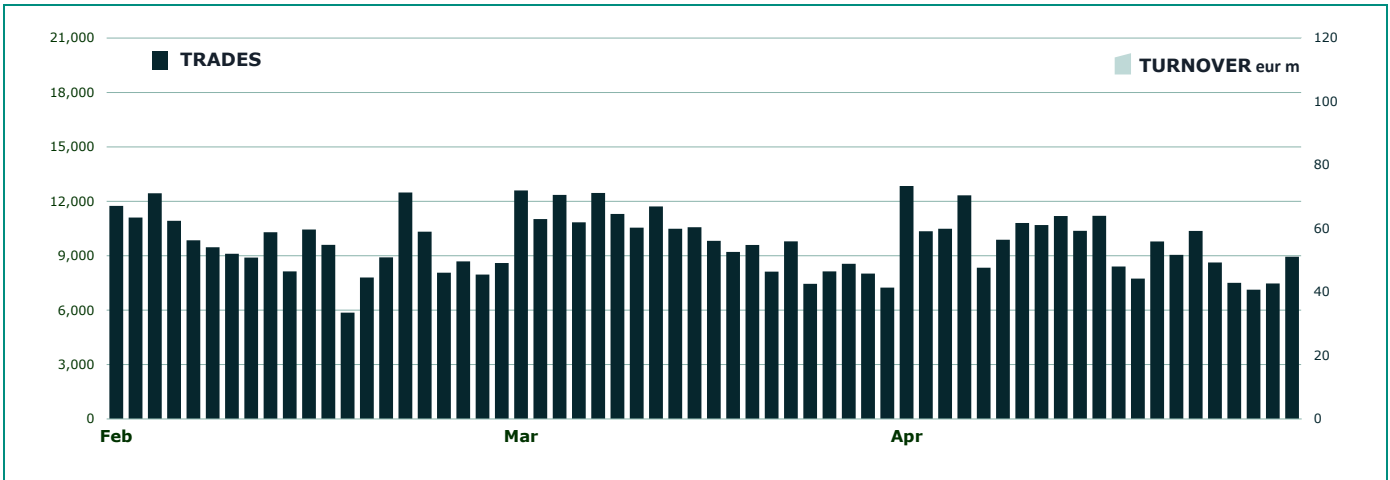
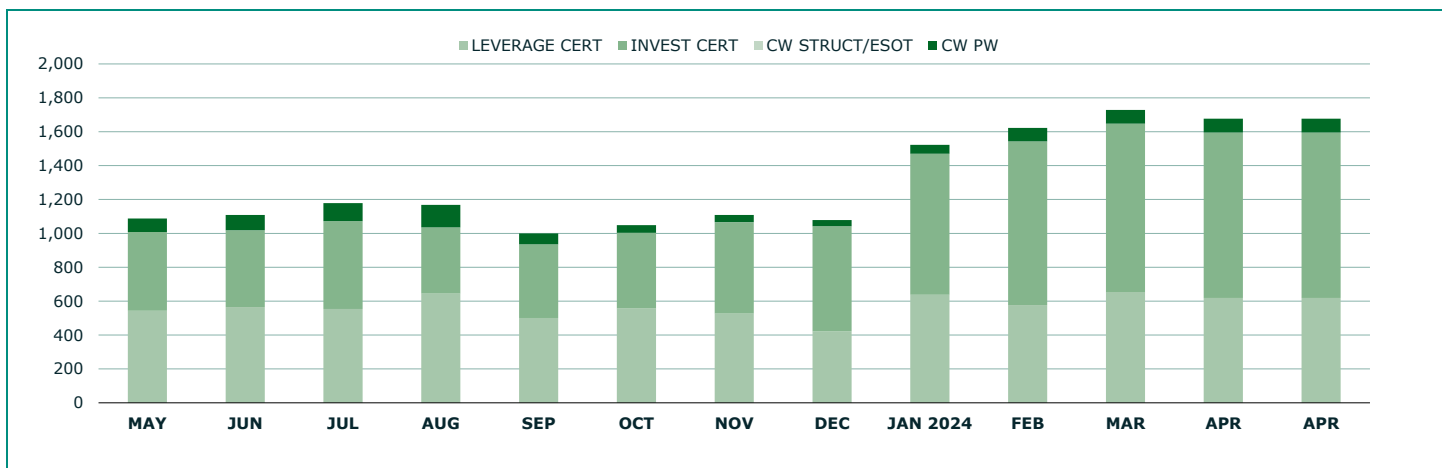


SECURITISED DERIVATIVES DAILY TURNOVER

MAIN INDICATORS

	LISTING					TRADING						
	DEC 2023		MAR 2024		APR 2024		MAR 2024		APR 2024		JAN - APR 2024	
	LISTED END of MONTH	LISTED END of MONTH	MONTH NEW LISTED	LISTED END of MONTH	MONTH NEW LISTED	TRADES number	TURNOVER eur m	TRADES number	TURNOVER eur m	TRADES number	TURNOVER eur m	
MARKET SEGMENTS												
PLAIN VANILLA CW	8,275	9,319	1,409	10,716	1,744	25,837	81	28,218	82	108,048	295	
STRUCTURED/EXOTIC CW	444	337	-	696	383	97	0.5	89	0.4	463	2	
LEVERAGE CERTIFICATES CLASS A	6,938	8,769	2,639	9,258	2,767	30,800	130	32,163	135	127,678	582	
LEVERAGE CERTIFICATES CLASS B	921	1,089	54	1,151	63	68,961	524	72,066	483	281,483	1,904	
INVESTMENT CERTIFICATES CLASS A	99	99	11	102	4	1,246	17	788	13	4,874	77	
INVESTMENT CERTIFICATES CLASS B	3,058	3,036	156	3,067	163	72,896	976	70,171	963	280,830	3,690	
TOTAL	19,735	22,649	4,269	24,990	5,124	199,837	1,728.9	203,495	1,676.7	803,376	6,550.4	
UNDERLYING ASSETS												
DOMESTIC SHARES	5,530	6,341	1,275	6,882	1,133	30,088	181	26,265	150	111,531	593	
DOMESTIC INDICES	1,399	1,630	364	1,807	421	41,223	407	46,494	371	179,941	1,516	
FOREIGN SHARES	6,534	7,798	1,674	8,560	1,858	32,234	162	29,019	132	119,220	567	
FOREIGN INDICES	2,967	3,350	579	3,756	872	56,133	651	58,187	680	219,209	2,495	
COMMODITIES	1,056	1,137	168	1,413	486	12,917	40	16,053	50	61,158	197	
INTEREST RATE	17	25	3	27	2	3,269	33	3,030	36	11,216	118	
CURRENCY	495	551	35	647	147	1,387	11	1,419	8	6,332	63	
BASKET	1,547	1,554	105	1,557	89	19,706	223	19,585	229	82,592	934	
OTHERS	190	263	66	341	116	2,880	21	3,443	20	12,177	69	
TOTAL	19,735	22,649	4,269	24,990	5,124	199,837	1,728.9	203,495	1,676.7	803,376	6,550.4	
ISSUERS												
ALDBURG PUBLIC	11	-	-	-	-	227	3.6	-	-	932	13.9	
BANCA AKROS	6	-	-	-	-	-	-	-	-	-	-	
BANCA PROFILO S.P.A.	1	1	-	1	-	4	0.0	4	0.0	14	0.1	
BANCO BPM S.P.A.	-	6	-	6	-	-	-	-	-	-	-	
BNP PARIBAS ISSUANCE B.V.	6,029	7,166	1,514	7,950	1,627	34,217	162.9	37,090	174.3	142,892	673.1	
CREDIT AGRICOLE CIB FCIAL SOL.	-	1	-	-	-	-	-	-	-	1	0.0	
CREDIT SUISSE	1	11	-	10	-	60	2.2	55	0.5	180	3.5	
DEFENSIVE CERTIFICATES PLC	14	-	-	3	3	-	-	-	-	-	-	
GOLDMAN SACHS FIN CORP INT	12	10	-	10	-	16	0.1	8	0.1	93	1.0	
GOLDMAN SACHS INTERNATIONAL	65	52	-	52	-	283	2.4	154	1.5	996	8.7	
INTESA SANPAOLO S.P.A.	1,022	897	19	1,021	160	54,064	768.6	52,275	763.2	202,083	2,816.5	
JP MORGAN STRUCTURED PRODUCTS B.V	7	7	-	7	-	65	0.9	76	1.0	224	3.0	
LEONTEQ SECURITIES	144	118	-	110	-	306	4.6	197	2.3	1,257	19.0	
LUMINIS FINANCE	1	1	-	1	-	-	-	-	-	-	-	
MORGAN STANLEY B.V.	32	27	-	27	-	33	0.4	23	0.2	273	4.0	
NATIXIS STRUCTURED ISSUANCE SA	18	19	3	19	-	202	1.9	96	1.0	463	5.1	
SG ISSUER	14	12	-	10	-	314	4.7	239	4.3	1,119	18.1	
SOCIETE GENERALE EFFEKTEN GMBH	1,975	2,455	532	3,018	780	58,933	474.6	60,001	431.7	238,746	1,721.5	
UBS AG	165	165	5	164	4	1,308	17.0	1,838	29.0	6,336	89.6	
UNICREDIT BANK GMBH	5,998	6,250	1,210	6,423	1,000	21,350	94.6	21,792	98.9	92,510	422.8	
UNICREDIT S.P.A.	1	1	-	1	-	21	0.4	8	0.2	105	2.3	
VONTOBEL FINANCIAL PRODUCTS GMBH	4,219	5,450	986	6,157	1,550	28,434	189.9	29,639	168.5	115,152	748.1	
TOTAL	19,735	22,649	4,269	24,990	5,124	199,837	1,728.9	203,495	1,676.7	803,376	6,550.4	

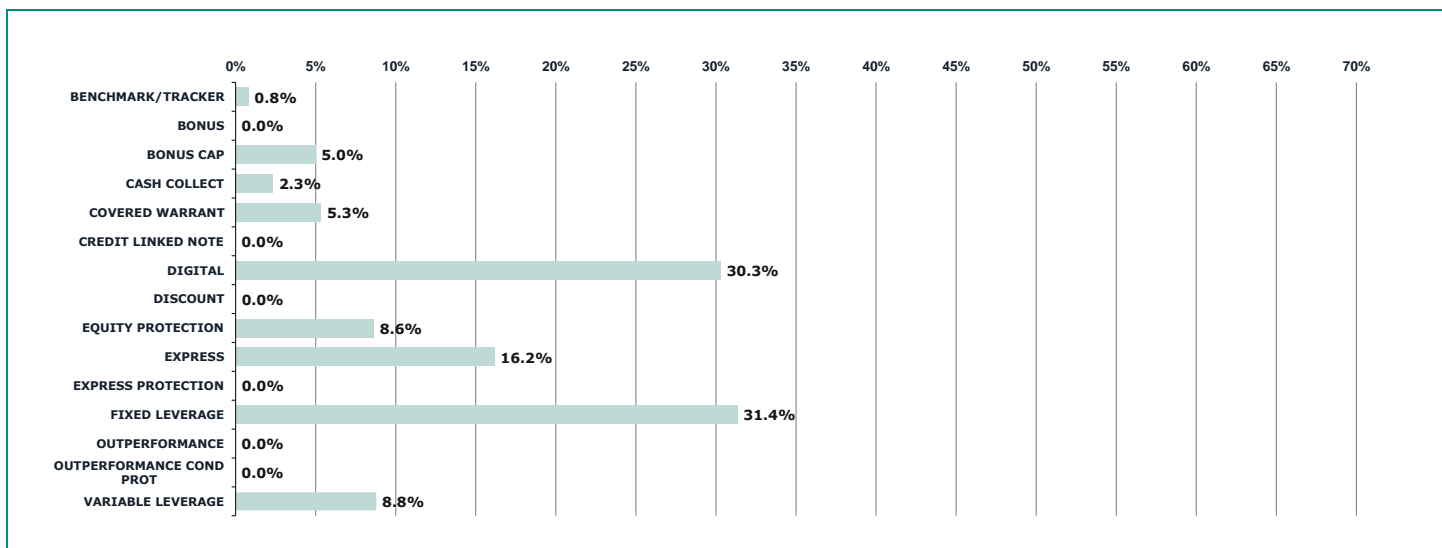
TURNOVER

MONTHLY FIGURES - eur m



TURNOVER BY TYPE

MONTHLY FIGURES - eur m



MOST TRADED UNDERLYING ASSETS IN TERMS OF NUMBER OF TRADES

MOST TRADED UNDERLYING ASSETS IN TERMS OF TURNOVER

UNDERLYING ASSET	APR 2024			
	TRADES			DAILY
	NUMBER	% TOT	% CUM	
FTSE MIB INDEX	15,904	7.82%	7.82%	757
FTSE MIB NET TOTAL R	15,857	7.79%	15.61%	755
FTSE MIB GROSS TR	9,975	4.90%	20.51%	475
EUROSTOXX SEL DIV30	6,518	3.20%	23.71%	310
EURO STOXX Banks	5,627	2.77%	26.48%	268
EURO STOXX 50	5,506	2.71%	29.18%	262
NASDAQ-100	4,401	2.16%	31.35%	210
UNICREDIT	4,220	2.07%	33.42%	201
DAX	4,078	2.00%	35.42%	194
TESLA INC	4,061	2.00%	37.42%	193

UNDERLYING ASSET	APR 2024			
	TURNOVER			DAILY
	eur m	% TOT	% CUM	
FTSE MIB NET TOTAL R	151	8.99%	8.99%	0.00
FTSE MIB INDEX	101	6.03%	15.02%	0.00
EURO STOXX Banks	100	5.95%	20.98%	0.00
EUROSTOXX SEL DIV30	88	5.25%	26.23%	0.00
EURO STOXX 50	78	4.68%	30.91%	0.00
FTSE MIB GROSS TR	68	4.06%	34.97%	0.00
Intesa Sanpaolo	38	2.27%	37.24%	0.00
EURIBOR 3M	36	2.17%	39.42%	0.00
DAX	36	2.15%	41.57%	0.00
NIKKEI 225	31	1.86%	43.42%	0.00

Glossary

Plain Vanilla: plain vanilla Covered Warrants
 IC - Benchmark: linear tracking of the underlying
 IC - Bonus: minimum return guaranteed in case of moderate decline
 IC - Equity Protection: (partial/total) protection from decline
 IC - Discount: purchase of the underlying at a discounted price

IC - Express: possibility of early redemption of the nominal value plus a premium
 IC - Outperformance: extraperformance for certain intervals of values of the underlying
 LC - Stop Loss: certificates with a knock-out barrier and leverage effect
 LC - Stop Loss R: Stop Loss with daily update of the strike
 CW SE - Exotics on Exchange Rates: CWs on interest rates and with periodic exercise

COVERED WARRANT

MAIN INDICATORS

	LISTING					TRADING						
	DEC 2023		MAR 2024		APR 2024		MAR 2024		APR 2024		JAN - APR 2024	
	LISTED END OF MONTH	LISTED END OF MONTH	MONTH NEW LISTED	LISTED END OF MONTH	MONTH NEW LISTED	TRADES number	TURNOVER eur m	TRADES number	TURNOVER eur m	TRADES number	TURNOVER eur m	
PLAIN VANILLA CW - UNDERLYING ASSETS												
DOMESTIC SHARES	3,083	3,371	506	3,795	470	10,831	29.1	9,597	23.2	40,432	97.9	
DOMESTIC INDICES	687	851	181	899	145	3,935	8.6	6,968	13.7	23,511	43.8	
FOREIGN SHARES	3,122	3,526	472	4,079	613	8,582	36.2	8,246	28.5	32,666	115.3	
FOREIGN INDICES	806	992	218	1,127	230	1,660	5.9	2,284	14.7	7,579	31.2	
COMMODITIES	336	317	31	465	197	357	0.7	631	1.4	1,596	3.1	
INTEREST RATE	-	-	-	-	-	-	-	-	-	-	-	
CURRENCY	215	244	1	333	89	466	0.7	488	0.5	2,161	4.0	
BASKET	-	-	-	-	-	-	-	-	-	-	-	
OTHERS	26	18	-	18	-	6	0.0	4	0.0	103	0.1	
TOTAL	8,275	9,319	1,409	10,716	1,744	25,837	81.3	28,218	81.9	108,048	295.4	
STRUCTURED/EXOTIC CW - UNDERLYING ASSETS												
DOMESTIC SHARES	-	-	-	-	-	-	-	-	-	-	-	
DOMESTIC INDICES	202	146	-	262	116	71	0.41	53	0.34	313	1.09	
FOREIGN SHARES	-	-	-	-	-	-	-	-	-	-	-	
FOREIGN INDICES	235	185	-	428	267	26	0.08	36	0.05	142	0.44	
COMMODITIES	-	-	-	-	-	-	-	-	-	-	-	
INTEREST RATE	6	6	-	6	-	-	-	-	-	-	-	
CURRENCY	-	-	-	-	-	-	-	-	-	-	-	
BASKET	-	-	-	-	-	-	-	-	-	-	-	
OTHERS	1	-	-	-	-	-	-	-	-	8	0.03	
TOTAL	444	337	-	696	383	97	0.5	89	0.4	463	1.6	
PLAIN VANILLA CW - ISSUERS												
BNP PARIBAS ISSUANCE B.V.	2,136	2,677	512	2,914	332	8,091	18.7	9,132	23.3	34,643	74.8	
INTESA SANPAOLO S.P.A.	254	159	-	306	147	236	0.9	340	0.8	1,711	3.7	
LEONTEQ SECURITIES	1	1	-	1	-	-	-	1	0.0	3	0.0	
SG ISSUER	5	5	-	3	-	1	0.0	-	-	2	0.0	
SOCIETE GENERALE EFFEKTEN GMBH	656	469	-	684	215	683	2.8	680	1.9	2,424	7.8	
UNICREDIT BANK GMBH	3,441	3,509	614	3,857	483	11,024	30.6	12,245	30.8	47,825	121.7	
VONTOBEL FINANCIAL PRODUCTS GMBH	1,782	2,499	283	2,951	567	5,802	28.2	5,820	25.2	21,440	87.3	
TOTAL	8,275	9,319	1,409	10,716	1,744	28,269	79.7	25,837	81.9	108,048	295.4	
STRUCTURED/EXOTIC CW - ISSUERS												
ALDBURG PUBLIC	1	-	-	-	-	-	-	-	-	8	0.03	
BANCA AKROS	6	-	-	-	-	-	-	-	-	-	-	
BANCO BPM S.P.A.	-	6	-	6	-	-	-	-	-	-	-	
BNP PARIBAS ISSUANCE B.V.	401	295	-	654	383	96	0.49	86	0.38	436	1.51	
LEONTEQ SECURITIES	1	1	-	1	-	-	-	-	-	-	-	
UNICREDIT BANK GMBH	35	35	-	35	-	1	0.00	3	0.00	19	0.03	
TOTAL	444	337	-	696	383	97	0.5	89	0.4	463	1.6	
STRUCTURED/EXOTIC CW - TYPE												
WARRANT SPREAD	436	330	-	689	383	97	0.5	89	0.4	455	1.5	
OTHER STRUCTURED/EXOTIC CW	8	7	-	7	-	-	-	-	-	8	0.0	
TOTAL	444	337	-	696	383	97	0.5	89	0.4	463	1.6	
PLAIN VANILLA CW - CALL/PUT												
CALL	4,669	5,258	758	6,284	1,215	19,083	68.8	19,641	59.0	77,014	233.1	
PUT	4,050	4,398	651	5,128	912	6,851	13.0	8,666	23.3	31,497	63.8	
EXPIRATION DATE												
EXPIRY < 3 MONTHS	3,176	4,186	500	4,441	538	9,659	21.5	19,056	47.5	61,416	128.7	
3 MONTHS < EXPIRY < 6 MONTHS	2,723	2,359	310	2,798	499	8,674	24.5	3,482	9.0	23,315	61.3	
6 MONTHS < EXPIRY < 12 MONTHS	2,650	2,499	423	3,473	996	6,186	28.6	4,227	17.9	19,400	85.0	
12 MONTHS < EXPIRY < 24 MONTHS	153	584	174	673	94	1,402	7.2	1,533	7.9	4,326	21.8	
24 MONTHS < EXPIRY < 60 MONTHS	5	16	2	16	-	4	0.0	4	0.0	19	0.0	
EXPIRY MORE THAN 60 MONTHS	12	12	-	11	-	9	0.0	5	0.0	35	0.1	

COVERED WARRANT

FIRST TEN PLAIN VANILLA COVERED WARRANT IN TERMS OF TURNOVER TRADED IN APRIL 2024

ISIN	Long Name	Type	Strike	Underlying	Expiration Date	Turnover eur m	% TOT	% CUM	Trades
DE000HD2PBP7	UNICREDIT BANK GMBH	CALLALL	34,000.0	FTSE MIB INDEX	24/5//17/0	0.0	0.0%	0.0%	212
DE000HD3PBQ3	UNICREDIT BANK GMBH	CALLALL	1,000.0	NVIDIA Corp	24/2//18/1	0.0	0.0%	0.0%	29
DE000VU1RCP4	VONTOBEL FINANCIAL PRODUCTS GMBH	CALLALL	32,000.0	FTSE MIB INDEX	24/6//21/0	0.0	0.0%	0.0%	46
NLBNPIT206D2	BNP PARIBAS ISSUANCE B.V.	PUTUT	18,500.0	DAX	24/6//19/0	0.0	0.0%	0.0%	50
NLBNPIT1YGC4	BNP PARIBAS ISSUANCE B.V.	PUTUT	5,000.0	S AND P 500	24/6//20/0	0.0	0.0%	0.0%	59
NLBNPIT1X617	BNP PARIBAS ISSUANCE B.V.	CALLALL	26.0	UNICREDIT	24/2//20/1	0.0	0.0%	0.0%	66
DE000VM8AGU6	VONTOBEL FINANCIAL PRODUCTS GMBH	PUTUT	18,000.0	NASDAQ-100	24/6//21/0	0.0	0.0%	0.0%	42
DE000VM1JJZ5	VONTOBEL FINANCIAL PRODUCTS GMBH	CALLALL	760.0	NVIDIA Corp	24/6//21/0	0.0	0.0%	0.0%	16
DE000VD1N8X3	VONTOBEL FINANCIAL PRODUCTS GMBH	PUTUT	760.0	NVIDIA Corp	24/9//20/0	0.0	0.0%	0.0%	33
DE000VD11996	VONTOBEL FINANCIAL PRODUCTS GMBH	PUTUT	18,000.0	NASDAQ-100	25/3//21/0	0.0	0.0%	0.0%	16

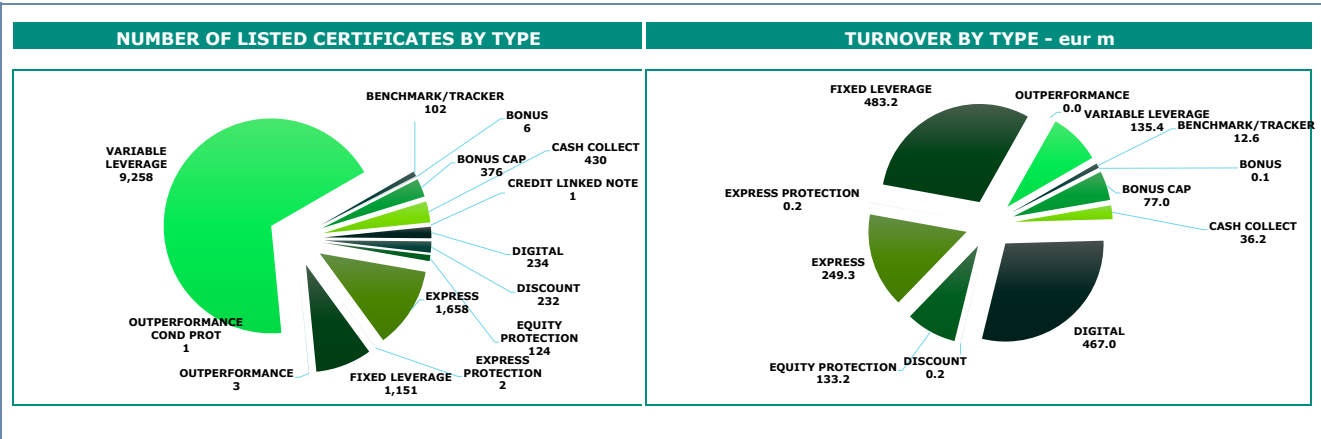
FIRST TEN STRUCTURED/EXOTIC COVERED WARRANT IN TERMS OF TURNOVER TRADED IN APRIL 2024

ISIN	Long Name	Type	Strike	Underlying	Expiration Date	Turnover eur m	% TOT	% CUM	Trades
NLBNPIT1SVU7	BNP PARIBAS ISSUANCE B.V.	PUTUT	34,000.0	FTSE MIB INDEX	24/2//20/1	0.00	0.0%	0.0%	8
NLBNPIT1SQK8	BNP PARIBAS ISSUANCE B.V.	CALLALL	34,000.0	FTSE MIB INDEX	24/2//20/1	0.00	0.0%	0.0%	17
NLBNPIT21ER5	BNP PARIBAS ISSUANCE B.V.	PUTUT	33,000.0	FTSE MIB INDEX	24/9//20/0	0.00	0.0%	0.0%	2
NLBNPIT1SVB7	BNP PARIBAS ISSUANCE B.V.	PUTUT	34,000.0	FTSE MIB INDEX	24/2//20/1	0.00	0.0%	0.0%	2
NLBNPIT21M05	BNP PARIBAS ISSUANCE B.V.	PUTUT	1,800.0	RUSSELL 2000 INDEX	24/9//18/0	0.00	0.0%	0.0%	4
NLBNPIT21FH3	BNP PARIBAS ISSUANCE B.V.	PUTUT	32,500.0	FTSE MIB INDEX	24/2//20/1	0.00	0.0%	0.0%	2
NLBNPIT21K80	BNP PARIBAS ISSUANCE B.V.	PUTUT	36,000.0	DOW JONES INDUSTRIAL	24/9//18/0	0.00	0.0%	0.0%	2
NLBNPIT1SUE3	BNP PARIBAS ISSUANCE B.V.	PUTUT	32,000.0	FTSE MIB INDEX	24/6//21/0	0.00	0.0%	0.0%	2
NLBNPIT1STC9	BNP PARIBAS ISSUANCE B.V.	PUTUT	16,500.0	DAX	24/6//19/0	0.00	0.0%	0.0%	22
NLBNPIT1SQJ0	BNP PARIBAS ISSUANCE B.V.	CALLALL	33,000.0	FTSE MIB INDEX	24/2//20/1	0.00	0.0%	0.0%	1

DISTRIBUTION OF TRADING BY SIZE OF TRADES

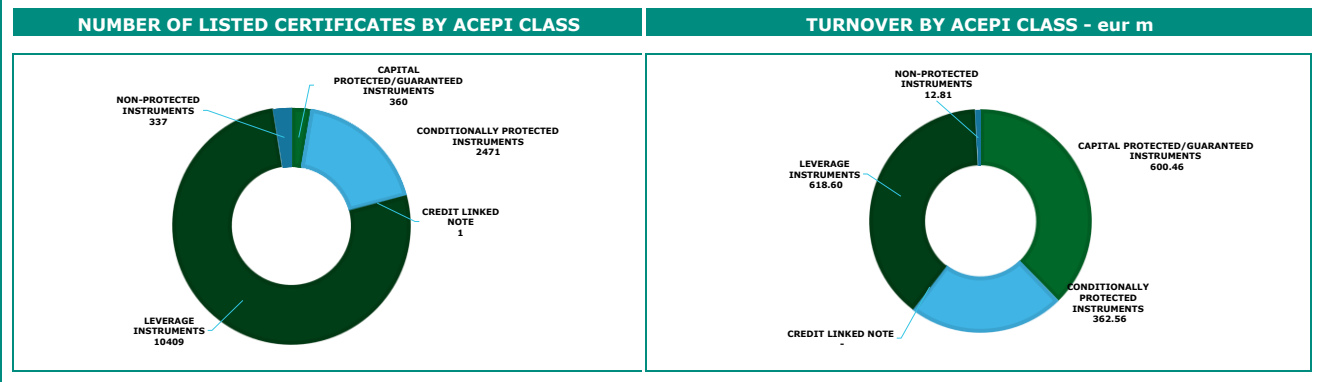
	MAR 2024			APR 2024			JAN - APR 2024		
	Trades	eur m		Trades	eur m		Trades	% TOT	eur m
-	250	5,460	0.7	5,779	0.8	23,061	21.25%	3.0	1.00%
250	500	3,707	1.4	4,513	1.6	17,051	15.71%	6.2	2.09%
500	1,000	4,282	3.1	4,848	3.5	18,970	17.48%	13.5	4.56%
1,000	2,000	4,541	6.4	4,623	6.6	18,501	17.05%	26.2	8.83%
2,000	3,000	2,010	4.9	2,326	5.7	8,681	8.00%	21.2	7.12%
3,000	4,000	1,287	4.4	1,492	5.1	5,461	5.03%	18.7	6.30%
4,000	5,000	885	3.9	836	3.7	3,281	3.02%	14.6	4.92%
5,000	10,000	2,169	14.5	2,325	15.7	8,080	7.45%	54.1	18.22%
10,000	15,000	625	7.5	610	7.4	2,204	2.03%	26.6	8.94%
15,000	20,000	324	5.6	288	5.0	1,071	0.99%	18.6	6.25%
20,000	25,000	145	3.2	183	4.0	553	0.51%	12.2	4.11%
25,000	50,000	334	10.9	340	11.8	1,063	0.98%	36.2	12.19%
50,000	75,000	60	3.9	74	4.5	246	0.23%	15.0	5.07%
75,000	100,000	59	5.1	43	3.6	147	0.14%	12.7	4.28%
100,000		46	6.4	27	3.3	141	0.13%	18.1	6.10%

CERTIFICATES



MAIN INDICATORS

	LISTING					TRADING						
	DEC 2023		MAR 2024		APR 2024		MAR 2024		APR 2024		JAN - APR 2024	
	LISTED	END of MONTH	LISTED	MONTH NEW LISTED	LISTED	MONTH NEW LISTED	TRADES number	TURNOVER eur m	TRADES number	TURNOVER eur m	TRADES number	TURNOVER eur m
CERTIFICATES - TYPE												
BENCHMARK/TRACKER	99	99	11	102	4	1,246	17.4	788	12.6	4,874	76.8	
BONUS	7	7	-	6	-	5	0.0	4	0.1	40	0.4	
BONUS CAP	326	374	28	376	3	4,872	89.5	4,395	77.0	19,835	340.0	
CASH COLLECT	391	430	20	430	20	3,497	36.6	3,547	36.2	14,765	160.3	
COVERED WARRANT	-	-	-	-	-	-	-	-	-	-	-	
CREDIT LINKED NOTE	1	1	-	1	-	-	-	-	-	-	-	
DIGITAL	198	226	5	234	8	33,946	457.5	33,168	467.0	121,331	1,620.8	
DISCOUNT	172	172	-	232	60	26	0.2	22	0.2	115	1.0	
EQUITY PROTECTION	120	125	12	124	1	9,663	136.6	9,063	133.2	36,319	509.6	
EXPRESS	1,831	1,692	91	1,658	71	20,857	254.6	19,958	249.3	88,311	1,053.7	
EXPRESS PROTECTION	2	2	-	2	-	2	0.1	7	0.2	40	3.0	
FIXED LEVERAGE	921	1,089	54	1,151	63	68,961	524.0	72,066	483.2	281,483	1,904.1	
OUTPERFORMANCE	9	6	-	3	-	23	0.7	4	0.0	61	1.4	
OUTPERFORMANCE COND PROT	1	1	-	1	-	5	0.0	3	0.0	13	0.1	
VARIABLE LEVERAGE	6,938	8,769	2,639	9,258	2,767	30,800	129.5	32,163	135.4	127,678	582.3	
AIRBAG	-	-	-	-	-	-	-	-	-	-	-	
TOTAL	11,016	12,993	2,860	13,578	2,997	173,903	1,647.1	175,188	1,594.4	694,865	6,253.5	



DISTRIBUTION OF TRADING BY SIZE OF TRADES

SIZE OF TRADE (eur)	MAR 2024		APR 2024		JAN - APR 2024				
	Trades	eur m	Trades	eur m	Trades	% TOT	eur m	% TOT	
-	250	11,456	1.4	11,023	1.4	44,997	6.48%	5.7	0.09%
250	500	9,480	3.5	10,554	3.9	39,870	5.74%	14.9	0.24%
500	1,000	15,539	11.7	16,042	11.8	65,080	9.37%	48.9	0.78%
1,000	2,000	20,045	29.1	21,672	31.4	87,453	12.59%	127.4	2.04%
2,000	3,000	13,187	32.6	13,458	33.3	54,651	7.86%	135.4	2.17%
3,000	4,000	9,308	32.1	9,211	31.6	37,740	5.43%	130.0	2.08%
4,000	5,000	10,154	46.5	9,642	44.1	42,027	6.05%	192.7	3.08%
5,000	10,000	32,627	229.1	32,329	225.2	127,279	18.32%	898.6	14.37%
10,000	15,000	20,007	229.3	19,198	219.8	73,848	10.63%	846.2	13.53%
15,000	20,000	9,324	158.7	9,419	160.4	35,614	5.13%	607.1	9.71%
20,000	25,000	8,207	179.9	8,158	178.8	30,980	4.46%	675.7	10.81%
25,000	50,000	10,358	349.8	10,869	360.8	40,393	5.81%	1,347.6	21.55%
50,000	75,000	2,437	139.4	2,165	124.0	8,560	1.23%	490.4	7.84%
75,000	100,000	874	76.3	689	60.5	3,181	0.46%	277.8	4.44%
100,000		900	127.6	759	107.3	3,192	0.46%	455.0	7.28%

LEVERAGE CERTIFICATES

MAIN INDICATORS

	LISTING					TRADING						
	DEC 2023		MAR 2024		APR 2024		MAR 2024		APR 2024		JAN - APR 2024	
	LISTED END of MONTH	LISTED END of MONTH	MONTH NEW LISTED	LISTED END of MONTH	MONTH NEW LISTED	TRADES number	TURNOVER eur m	TRADES number	TURNOVER eur m	TRADES number	TURNOVER eur m	
LEVERAGE CERTIFICATES - TYPE												
FIXED LEVERAGE	921	1,089	54	1,151	63	68,961	524.0	72,066	483.2	281,483	1,904.1	
MINI FUTURE CLOSE END	1,063	1,261	278	1,301	227	4,127	17.3	4,592	16.7	17,469	66.5	
MINI FUTURE OPEN END	242	257	49	263	83	174	0.3	216	0.5	998	2.1	
TURBO CLOSE END	1,269	1,652	643	1,796	707	9,557	46.7	10,031	38.4	41,892	223.3	
TURBO OPEN END	4,364	5,599	1,669	5,898	1,750	16,942	65.2	17,324	79.9	67,319	290.4	
TOTAL	7,859	9,858	2,693	10,409	2,830	99,761	653.6	104,229	618.6	409,161	2,486.4	
LEVERAGE CERTIFICATES CLASS A - UNDERLYING ASSETS												
DOMESTIC SHARES	1,955	2,452	748	2,527	611	7,605	27.2	6,879	27.8	29,114	103.7	
DOMESTIC INDICES	391	507	180	511	148	3,742	15.8	4,256	14.1	16,669	62.8	
FOREIGN SHARES	2,618	3,486	1,170	3,677	1,199	7,839	20.0	7,635	24.8	28,378	82.8	
FOREIGN INDICES	1,201	1,417	345	1,441	367	7,651	49.1	9,144	58.0	35,109	250.6	
COMMODITIES	427	454	110	556	267	2,987	7.5	3,140	6.8	13,996	33.6	
INTEREST RATE	-	-	-	-	-	-	-	-	-	-	-	
CURRENCY	260	297	34	304	58	400	5.2	411	2.0	2,110	39.3	
BASKET	-	-	-	3	1	-	-	3	0.0	3	0.0	
OTHERS	86	156	52	239	116	576	4.6	695	1.9	2,299	9.6	
TOTAL	6,938	8,769	2,639	9,258	2,767	30,800	129.5	32,163	135.4	127,678	582.3	
LEVERAGE CERTIFICATES CLASS B - UNDERLYING ASSETS												
DOMESTIC SHARES	47	71	3	73	2	9,282	98	7,662	75	32,373	289	
DOMESTIC INDICES	69	75	2	85	11	25,581	259.62	28,611	241.06	112,161	990.61	
FOREIGN SHARES	145	173	5	198	25	11,343	55.14	9,276	39.64	38,528	170.50	
FOREIGN INDICES	294	321	9	324	3	10,970	65.33	11,471	66.77	43,211	238.20	
COMMODITIES	290	361	23	387	22	9,558	32.15	12,268	41.93	45,482	159.71	
INTEREST RATE	-	-	-	-	-	-	-	-	-	-	-	
CURRENCY	6	6	-	6	-	15	0.05	36	0.13	83	0.25	
BASKET	-	-	-	-	-	-	-	-	-	-	-	
OTHERS	70	82	12	78	-	2,212	13.45	2,742	18.48	9,645	55.96	
TOTAL	921	1,089	54	1,151	63	68,961	524.0	72,066	483.2	281,483	1,904.1	
LEVERAGE CERTIFICATES CLASS A - ISSUERS												
BNP PARIBAS ISSUANCE B.V.	2,742	3,377	937	3,543	875	16,840	71.5	18,442	69.7	70,676	301.9	
SOCIETE GENERALE EFFEKTEN GMBH	780	1,378	498	1,639	478	1,109	3.0	1,637	4.9	4,170	12.2	
UNICREDIT BANK GMBH	2,085	2,232	587	2,073	506	7,708	38.7	7,561	49.2	32,845	180.5	
VONTOBEL FINANCIAL PRODUCTS GMBH	1,331	1,782	617	2,003	908	5,143	16.3	4,523	11.6	19,987	87.7	
TOTAL	6,938	8,769	2,639	9,258	2,767	30,800	129.5	32,163	135.4	127,678	582.3	
LEVERAGE CERTIFICATES CLASS B - ISSUERS												
BNP PARIBAS ISSUANCE B.V.	186	220	4	220	-	3,203	13.6	3,169	16.1	13,104	52.4	
INTESA SANPAOLO S.P.A.	20	20	-	20	-	60	0.2	49	0.1	209	0.5	
SOCIETE GENERALE EFFEKTEN GMBH	298	328	16	355	27	56,927	467.3	57,423	423.5	231,167	1,695.1	
UNICREDIT BANK GMBH	10	10	-	13	3	153	1.4	170	2.3	920	9.1	
VONTOBEL FINANCIAL PRODUCTS GMBH	407	511	34	543	33	8,618	41.5	11,255	41.2	36,083	146.8	
TOTAL	921	1,089	54	1,151	63	68,961	524.0	72,066	483.2	281,483	1,904.1	
FIRST TEN LEVERAGE CERTIFICATES IN TERMS OF TURNOVER TRADED IN APRIL 2024												
ISIN	Long Name	Type	Underlying	Turnover eur m	% TOT	% CUM	Trades					
LU2141869003	SGE F LEV LG X 7 FTSE MIB NET TOT OP END	BULL	FTSE MIB NET TOTAL R	0.0	0%	0.0%	14,600					
DE000SQ4EZ12	SGE F LEV SH X -7 FTSE MIB GROSS OP END	BEAR	FTSE MIB GROSS TR	0.0	0%	0.0%	8,476					
DE000SF2GCV1	SGE F LEV LG X 5 Intesa Sanpaolo OP END	BULL	Intesa Sanpaolo	0.0	0%	0.0%	1,678					
DE000A3GNDT6	SGE F LEV LG X 7 NASDAQ-100 Notio OP END	BULL	NASDAQ-100 Notional	0.0	0%	0.0%	1,789					
LU2159852701	SGE F LEV LG X 7 EUROSTOXX BANK T OP END	BULL	EUROSTOXX BANK TRN	0.0	0%	0.0%	1,011					
DE000SF2B743	SGE F LEV LG X 7 EURO BTP FUTURE OP END	BULL	EURO BTP FUTURE	0.0	0%	0.0%	698					
LU2243353856	SGE F LEV LG X 7 FTSE MIB BANKS15 OP END	BULL	FTSE MIB BANKS15%CNT	0.0	0%	0.0%	1,236					
LU2141148952	SGE F LEV LG X 7 FTSE MIB NET TOT OP END	BULL	FTSE MIB NET TOTAL R	0.0	0%	0.0%	1,062					
DE000SV1ZKC2	SGE F LEV LG X 5 BANCO BPM SPA OP END	BULL	BANCO BPM SPA	0.0	0%	0.0%	491					
DE000SF2GC61	SGE F LEV LG X 5 UNICREDIT OP END	BULL	UNICREDIT	0.0	0%	0.0%	790					

INVESTMENT CERTIFICATES

MAIN INDICATORS

	LISTING					TRADING						
	DEC 2023		MAR 2024		APR 2024		MAR 2024		APR 2024		JAN - APR 2024	
	LISTED END of MONTH	LISTED END of MONTH	MONTH NEW LISTED	LISTED END of MONTH	MONTH NEW LISTED	TRADES number	TURNOVER eur m	TRADES number	TURNOVER eur m	TRADES number	TURNOVER eur m	
INVESTMENT CERTIFICATES - UNDERLYING ASSETS												
DOMESTIC SHARES	445	447	18	487	50	2,370	26	2,127	23	9,612	102	
DOMESTIC INDICES	50	51	1	50	1	7,894	122	6,606	102	27,287	417	
FOREIGN SHARES	649	613	27	606	21	4,470	50	3,862	39	19,648	198	
FOREIGN INDICES	431	435	7	436	5	35,826	530	35,252	540	133,168	1,974	
COMMODITIES	3	5	4	5	-	15	0	14	0	84	0	
INTEREST RATE	11	19	3	21	2	3,269	33	3,030	36	11,216	118	
CURRENCY	14	4	-	4	-	506	5	484	5	1,978	20	
BASKET	1,547	1,554	105	1,554	88	19,706	223	19,582	229	82,589	934	
OTHERS	7	7	2	6	-	86	3	2	0	122	3	
TOTAL	3,157	3,135	167	3,169	167	74,142	993.5	70,959	975.8	285,704	3,767.1	
INVESTMENT CERTIFICATES - ISSUERS												
ALDBURG PUBLIC	10	-	-	-	-	227	3.6	-	-	924	13.9	
BANCA PROFILO S.P.A.	1	1	-	1	-	4	0.0	4	0.0	14	0.1	
BNP PARIBAS ISSUANCE B.V.	564	597	61	619	37	5,987	58.6	6,261	64.8	24,033	242.5	
CREDIT AGRICOLE CIB FCIAL SOL.	1	1	-	-	-	-	-	-	-	1	0.0	
CREDIT SUISSE	14	11	-	10	-	60	2.2	55	0.5	180	3.5	
GOLDMAN SACHS FIN CORP INT	-	-	-	3	3	-	-	-	-	-	-	
GOLDMAN SACHS INTERNATIONAL	12	10	-	10	-	16	0.1	8	0.1	93	1.0	
INTESA SANPAOLO S.P.A.	65	52	-	52	-	283	2.4	154	1.5	996	8.7	
JP MORGAN STRUCTURED PRODUCTS E	748	718	19	695	13	53,768	767.5	51,886	762.3	200,163	2,812.3	
LEONTEQ SECURITIES	7	7	-	7	-	65	0.9	76	1.0	224	3.0	
LUMINIS FINANCE	142	116	-	108	-	306	4.6	196	2.3	1,254	19.0	
MORGAN STANLEY B.V.	1	1	-	1	-	-	-	-	-	-	-	
NATIXIS STRUCTURED ISSUANCE SA	32	27	-	27	-	33	0.4	23	0.2	273	4.0	
SG ISSUER	18	19	3	19	-	202	1.9	96	1.0	463	5.1	
SOCIETE GENERALE EFFETKEN GMBH	9	7	-	7	-	313	4.7	239	4.3	1,117	18.1	
UBS AG	241	280	18	340	60	214	1.5	261	1.4	985	6.3	
UNICREDIT BANK GMBH	165	165	5	164	4	1,308	17.0	1,838	29.0	6,336	89.6	
UNICREDIT S.P.A.	427	464	9	445	8	2,464	23.9	1,813	16.6	10,901	111.4	
VONTOBEL FINANCIAL PRODUCTS GMB	1	-	-	1	-	21	0.4	8	0.2	105	2.3	
VONTOBEL FINANCIAL PRODUCTS GMBH	699	659	52	660	42	8,871	103.8	8,041	90.6	37,642	426.2	
TOTAL	3,157	3,135	167	3,169	167	74,142	993.5	70,959	975.8	285,704	3,767.1	
INVESTMENT CERTIFICATES - ACEPI TYPE												
BENCHMARK/TRACKER	99	99	11	102	4	1,246	17.4	788	12.6	4,874	76.8	
BONUS	7	7	-	6	-	5	0.0	4	0.1	40	0.4	
BONUS CAP	326	374	28	376	3	4,872	89.5	4,395	77.0	19,835	340.0	
CASH COLLECT	391	430	20	430	20	3,497	36.6	3,547	36.2	14,765	160.3	
COVERED WARRANT	-	-	-	-	-	-	-	-	-	-	-	
CREDIT LINKED NOTE	1	1	-	1	-	-	-	-	-	-	-	
DIGITAL	198	226	5	234	8	33,946	457.5	33,168	467.0	121,331	1,620.8	
DISCOUNT	172	172	-	232	60	26	0.2	22	0.2	115	1.0	
EQUITY PROTECTION	120	125	12	124	1	9,663	136.6	9,063	133.2	36,319	509.6	
EXPRESS	1,831	1,692	91	1,658	71	20,857	254.6	19,958	249.3	88,311	1,053.7	
EXPRESS PROTECTION	2	2	-	2	-	2	0.1	7	0.2	40	3.0	
FIXED LEVERAGE	-	-	-	-	-	-	-	-	-	-	-	
OUTPERFORMANCE	9	6	-	3	-	23	0.7	4	0.0	61	1.4	
OUTPERFORMANCE COND PROT	1	1	-	1	-	5	0.0	3	0.0	13	0.1	
VARIABLE LEVERAGE	-	-	-	-	-	-	-	-	-	-	-	
AIRBAG	-	-	-	-	-	-	-	-	-	-	-	
TOTAL	3,157	3,135	167	3,169	167	74,142	993.5	70,959	975.8	285,704	3,767.1	

INVESTMENT CERTIFICATES

FIRST TEN CONDITIONALLY PROTECTED CERTIFICATES IN TERMS OF TURNOVER TRADED IN APRIL 2024

ISIN	Long Name	Marketing Name	Underlying	Turnover eur m	% TOT	% CUM	Trades
XS2666911149	IS BON CAP EURO STOXX 110.358 54 290926	BONUS CAP	EURO STOXX Banks	0.0	3.6%	3.6%	275
NLBNPIT21AU7	BPA CC ENGIE/A2A/VEOLIA/NEXTER 50 140427	EXPRESS	ENGIE/A2A/VEOLIA/NEX	0.0	2.6%	6.2%	694
XS2309471048	IS MISC YE EURO STOXX Ba 88.15 65 310325	EXPRESS	EURO STOXX Banks	0.0	1.5%	7.7%	167
DE000VD2TUV9	VON EXP INTESA SANPAOLO/UNICRE 50 250926	EXPRESS	INTESA SANPAOLO/UNIC	0.0	1.4%	9.1%	325
DE000UM3UDD9	UBS EXP MEOBANCANCA/UNICREDIT 60 110429	EXPRESS	MEOBANCANCA/UNICREDIT	0.0	1.1%	10.1%	24
NLBNPIT21AV5	BPA CC BANCO BPM/DIASORIN/STEL 35 210428	EXPRESS	BANCO BPM/DIASORIN/S	0.0	1.0%	11.1%	296
XS2639544241	IS BON CAP FTSE MIB I 29235.67 55 310726	BONUS CAP	FTSE MIB INDEX	0.0	0.9%	12.0%	84
XS2579483079	IS BON CAP EURO STOXX 4224.31 56 270226	BONUS CAP	EURO STOXX 50	0.0	0.9%	12.9%	138
DE000UL845X2	UBS EXP ISP/UCG/FBK/BPM 60 031127	EXPRESS	ISP/UCG/FBK/BPM	0.0	0.9%	13.9%	138
DE000VD3E361	VON EXP TESLA/VOLKSWAGEN/MERCE 55 080426	EXPRESS	TESLA/VOLKSWAGEN/MER	0.0	0.9%	14.7%	201

FIRST TEN CAPITAL PROTECTED/GUARANTEED CERTIFICATES IN TERMS OF TURNOVER TRADED IN APRIL 2024

ISIN	Long Name	Marketing Name	Underlying	Turnover eur m	% TOT	% CUM	Trades
XS2675103696	IS EP CP EURO STOXX Bank 110.602 290928	DIGITAL	EURO STOXX Banks	0.0	4.1%	4.1%	1,448
XS2601042091	IS MISC EP EUROSTOXX SE 1587.796 290430	EQUITY PROTECTION	EUROSTOXX SEL DIV30	0.0	2.5%	6.6%	864
XS2504501680	IS EP CP EURO ISTOXX 1167.11 100 140929	DIGITAL	EURO ISTOXX 50 ESG N	0.0	2.1%	8.7%	944
XS2637782355	IS EP CP ITALY CPI FOI EX 118.4 310725	DIGITAL	ITALY CPI FOI EX TOB	0.0	2.0%	10.8%	672
XS2480902605	IS EP CP EURO ISTOXX50 1648.8 100 290629	DIGITAL	EURO ISTOXX50 ARTIFI	0.0	1.7%	12.5%	758
XS2689919640	IS EP CP NIKKEI 225 31276.84 311025	DIGITAL	NIKKEI 225	0.0	1.7%	14.2%	646
XS2504487245	IS EP CP EUROSTOXX SEL 1575.376 140929	DIGITAL	EUROSTOXX SEL DIV30	0.0	1.7%	15.9%	668
XS2492167049	IS MISC EP EURO ISTO 1594.103 150 290727	EQUITY PROTECTION	EURO ISTOXX 50 FUTUR	0.0	1.6%	17.5%	759
XS2601000339	IS EP CP EURO STOXX 50 4368.944 280428	DIGITAL	EURO STOXX 50	0.0	1.6%	19.1%	689
XS2624011461	IS EP CP EURIBOR 3M .025 300625	DIGITAL	EURIBOR 3M	0.0	1.6%	20.7%	919

FIRST TEN NON-PROTECTED CERTIFICATES IN TERMS OF TURNOVER TRADED IN APRIL 2024

ISIN	Long Name	Marketing Name	Underlying	Turnover eur m	% TOT	% CUM	Trades
XS1778816436	SGI TRAC MSCI TRN WORLD 6043.153 OP END	BENCHMARK/TRACKER	MSCI TRN WORLD INDEX	0.0	16.5%	16.5%	117
XS1778816352	SGI TRAC NASDAQ-100 Not 7666.326 OP END	BENCHMARK/TRACKER	NASDAQ-100 Notional	0.0	10.4%	26.9%	63
DE000VM9KQ21	VON TRAC VONT GGC GLOBAL GROWTH C OP END	BENCHMARK/TRACKER	VONT GGC GLOBAL GROW	0.0	8.6%	35.5%	69
DE000VX920Y6	VON TRAC FTSE MIB NET T 44847.47 OP END	BENCHMARK/TRACKER	FTSE MIB NET TOTAL R	0.0	7.1%	42.5%	8
IT0005496465	IS TRAC EURO STOXX 50 EU 8423.13 260525	BENCHMARK/TRACKER	EURO STOXX 50 EUR Ne	0.0	6.8%	49.4%	12
DE000V6MPT7	VON TRAC VONTOBEL FIRST SOLU 100 OP END	BENCHMARK/TRACKER	VONTOBEL FIRST SOLUT	0.0	6.7%	56.1%	29
XS1778816279	SGI TRAC S&P 500 NET TR 4778.92 OP END	BENCHMARK/TRACKER	S&P 500 NET TR	0.0	5.0%	61.0%	43
DE000VU3QW59	VON TRAC SOLACTIVE SMART 300.91 OP END	BENCHMARK/TRACKER	SOLACTIVE SMART GRID	0.0	3.4%	64.4%	6
DE000VU2GUS1	VON TRAC SOLACTIVE ARTIFI 210.07 OP END	BENCHMARK/TRACKER	SOLACTIVE ARTIFICIAL	0.0	3.0%	67.3%	12
DE000VX92P99	VON TRAC S&P 500 NET TR 7428.87 OP END	BENCHMARK/TRACKER	S&P 500 NET TR	0.0	2.7%	70.1%	10

Markets Analysis
Piazza degli Affari, 6 – 20123 Milano
T +39 02 724261 | Fax +39 02 8646.4323
StatEurope@euronext.com
www.borsaitaliana.it

This publication is for information purposes only and is not a recommendation to engage in investment activities. This publication is provided "as is" without representation or warranty of any kind. Whilst all reasonable care has been taken to ensure the accuracy of the content, Euronext does not guarantee its accuracy or completeness. Euronext will not be held liable for any loss or damages of any nature ensuing from using, trusting or acting on information provided. No information set out or referred to in this publication shall form the basis of any contract. The creation of rights and obligations in respect of financial products that are traded on the exchanges operated by Euronext's subsidiaries shall depend solely on the applicable rules of the market operator. All proprietary rights and interest in or connected with this publication shall vest in Euronext. No part of it may be redistributed or reproduced in any form without the prior written permission of Euronext. Euronext disclaims any duty to update this information. Euronext refers to Euronext N.V. and its affiliates. Information regarding trademarks and intellectual property rights of Euronext is located at www.euronext.com/terms-use.

