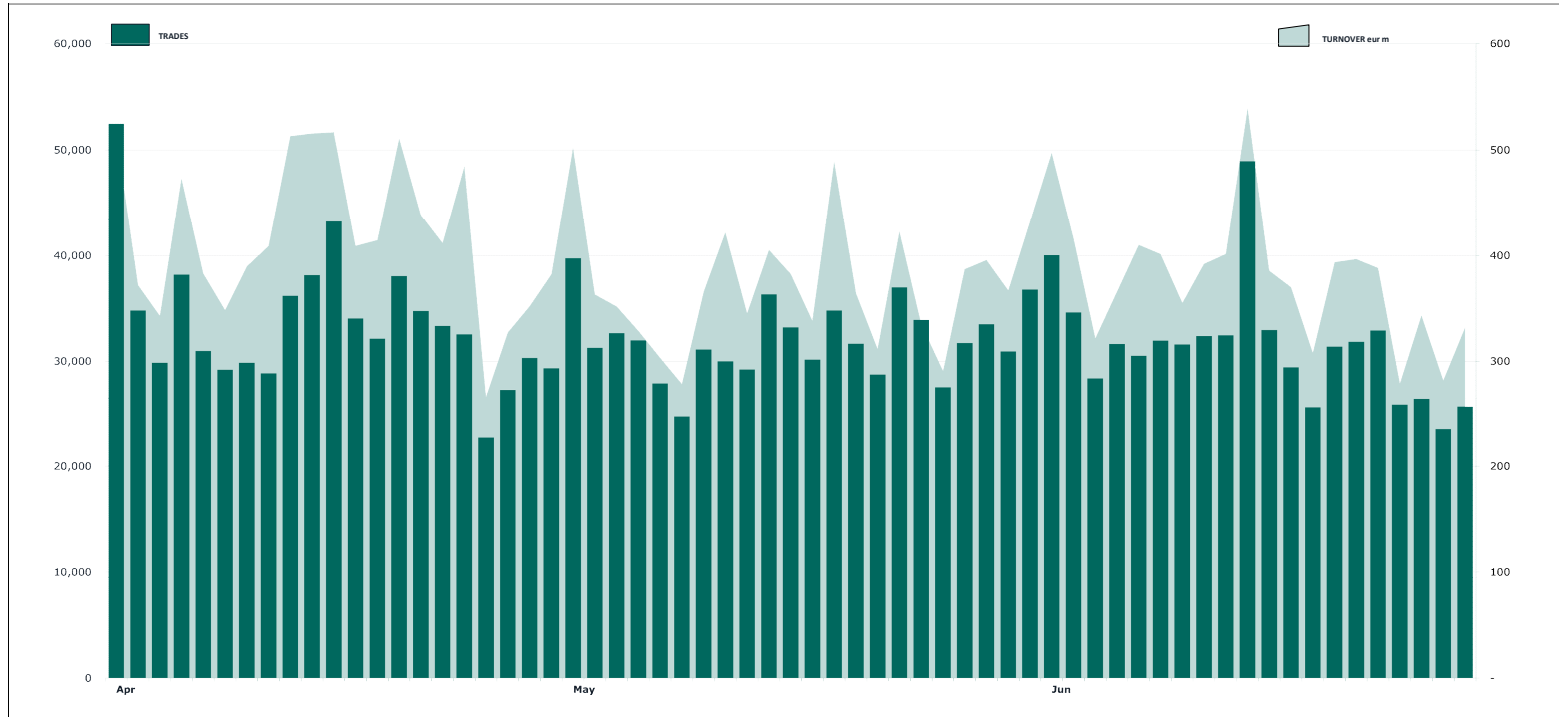


ETFPlus Statistics
ETFPLUS DAILY TURNOVER

MAIN INDICATORS

	LISTED INSTRUMENT				TRADING					
	LISTED END OF MONTH	MONTH NEW LISTED	AUM in MT		MAY 2024		JUNE 2024		JAN - JUN 2024	
			eur m 31/05/2024	eur m 30/06/2024	Trades	Turnover eur m	Trades	Turnover eur m	Trades	Turnover eur m
ETF - DEVELOPED MARKET	592	1	60 146.38	62 064.22	181 244	2 598.34	173 587	2 669.62	1 059 569	16 487.21
ETF - CORPORATE AND GOV BOND	477	8	43 998.61	44 490.08	142 352	2 334.67	124 916	2 087.48	805 616	13 226.86
ETF - EMERGING MARKETS	136	3	6 487.25	6 838.97	51 926	411.26	48 091	310.71	269 508	1 996.78
OTHERS	345	2	11 845.38	12 161.85	124 113	960.17	111 652	982.21	761 470	6 034.94
ETC/ETH	347	0	7 710.30	7 858.21	204 965	1 877.69	169 404	1 528.99	1 151 946	10 123.03
TOTAL	1 897	14	130 187.92	133 413.32	704 600	8 182.13	627 650	7 579.01	4 048 109	47 868.831
<i>of which RFQ</i>						297.21		214.17		1 897.69

MOST TRADED IN THE MONTH BY TRADES AND RELATIVE SPREAD

Name	Alphab.	ISIN	TRADES number	% TOT	BBO	SPREAD 25 000 €
1 WISDOMTREE NATURAL GAS 3X DAILY LEV	3NGL	IE00BLRPRG98	12 817	2.0%	0.320%	0.336%
2 WISDOMTREE NATURAL GAS 3X DAILY SHORT	3NGS	IE00B768RD76	11 663	1.9%	0.705%	0.734%
3 VANECK SEMICONDUCTOR UCITS ETF	SMH	IE00BMC38736	8 629	1.4%	0.104%	0.117%
4 ISHARES CORE MSCI WORLD UCITS ETF ACC	SWDA	IE00B4L5Y983	8 268	1.3%	0.033%	0.036%
5 FIDELITY EMER QUAL INCOME UCITS ETF INC	FEME	IE00BYS4739	7 572	1.2%	0.547%	0.559%
6 WISDOMTREE FTSE MIB 3X DAILY LEVERAGED	3ITL	IE0088N83063	6 995	1.1%	0.104%	0.107%
7 ISHARES HIGH YLD CORP UCITS ETF DIST	IHYG	IE00B66F4759	6 549	1.0%	0.046%	0.052%
8 VANGUARD S&P 500 UCITS ETF ACC	VUAA	IE00BPMXDS54	6 362	1.0%	0.043%	0.051%
9 WISDOMTREE WTI CRUDE OIL 3X DAILY L	3OIL	IE00BMTM6832	5 700	0.9%	0.235%	0.240%
10 INVESCO PHYSICAL GOLD ETC	SGLD	IE00B579F325	5 235	0.8%	0.045%	0.049%

MOST TRADED IN THE MONTH BY TURNOVER AND RELATIVE SPREAD

Name	Alphab.	ISIN	TURNOVER eur m	% TOT	BBO	SPREAD 25 000 €
1 WISDOMTREE NASDAQ 100 3X DAILY LEVERAGED	QQQ3	IE00BLRPLR42	176	2.3%	0.138%	0.150%
2 XTRACKERS II EUR OVNI RATE SWA UCITS ETF	XEON	LU0290358497	134	1.8%	0.009%	0.010%
3 WISDOMTREE FTSE MIB 3X DAILY LEVERAGED	3ITL	IE0088N83063	131	1.7%	0.104%	0.107%
4 ISHARES CORE MSCI WORLD UCITS ETF ACC	SWDA	IE00B4L5Y983	119	1.6%	0.033%	0.036%
5 Amundi FTSE MIB Daily (2x) Leveraged UCITS ETF	LEVMI	FR0010446658	111	1.5%	0.067%	0.068%
6 VANECK SEMICONDUCTOR UCITS ETF	SMH	IE00BMC38736	88	1.2%	0.104%	0.117%
7 WISDOMTREE NATURAL GAS 3X DAILY LEV	3NGL	IE00BLRPRG98	84	1.1%	0.320%	0.336%
8 WISDOMTREE WTI CRUDE OIL 3X DAILY L	3OIL	IE00BMTM6832	81	1.1%	0.235%	0.240%
9 Amundi FTSE MIB Dly -2X Inv UCITS ETF-A	XBRMIB	FR0010446666	72	0.9%	0.070%	0.070%
10 ISHARES \$ TREA 1-3YR UCITS ETF USD ACC B	CSBGU3	IE00B3VNW179	69	0.9%	0.035%	0.036%

MOST TRADED IN THE YEAR BY TRADES AND RELATIVE SPREAD

Name	Alphab.	ISIN	TRADES number	% TOT	BBO	SPREAD 25 000 €
1 WISDOMTREE NATURAL GAS 3X DAILY LEV	3NGL	IE00BLRPRG98	96 851	2.4%	0.374%	0.408%
2 WISDOMTREE NATURAL GAS 3X DAILY SHORT	3NGS	IE00B768RD76	57 234	1.4%	0.693%	0.729%
3 ISHARES CORE MSCI WORLD UCITS ETF ACC	SWDA	IE00B4L5Y983	56 696	1.4%	0.033%	0.036%
4 WISDOMTREE WTI CRUDE OIL 3X DAILY L	3OIL	IE00BMTM6832	45 405	1.1%	0.255%	0.268%
5 WISDOMTREE WTI CRUDE OIL 3X DAILY SHO	3OIS	IE00BMTM6832	42 163	1.0%	0.211%	0.219%
6 INVESCO PHYSICAL GOLD ETC	SGLD	IE00B579F325	40 958	1.0%	0.055%	0.059%
7 VANGUARD S&P 500 UCITS ETF ACC	VUAA	IE00BPMXDS54	35 882	0.9%	0.040%	0.047%
8 WISDOMTREE NASDAQ 100 3X DAILY LEVERAGED	QQQ3	IE00BLRPLR42	35 333	0.9%	0.137%	0.145%
9 VANECK SEMICONDUCTOR UCITS ETF	SMH	IE00BMC38736	34 305	0.8%	0.119%	0.132%
10 ISHARES HIGH YLD CORP UCITS ETF DIST	IHYG	IE00B66F4759	31 644	0.8%	0.048%	0.054%

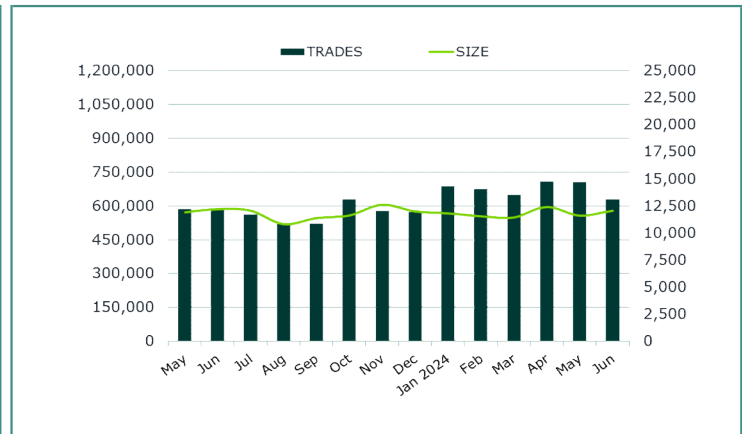
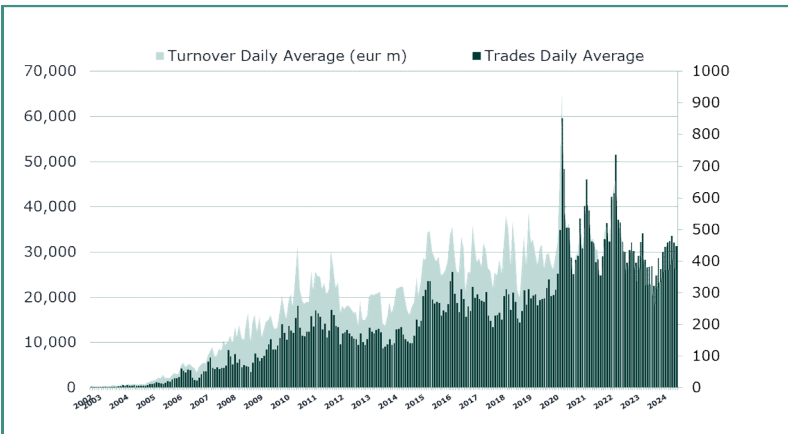
MOST TRADED IN THE YEAR BY TURNOVER AND RELATIVE SPREAD

Name	Alphab.	ISIN	TURNOVER eur m	% TOT	BBO	SPREAD 25 000 €
1 WISDOMTREE NASDAQ 100 3X DAILY LEVERAGED	QQQ3	IE00BLRPLR42	819	1.7%	0.137%	0.145%
2 ISHARES CORE MSCI WORLD UCITS ETF ACC	SWDA	IE00B4L5Y983	807	1.7%	0.033%	0.036%
3 XTRACKERS II EUR OVNI RATE SWA UCITS ETF	XEON	LU0290358497	609	1.3%	0.011%	0.013%
4 WISDOMTREE FTSE MIB 3X DAILY LEVERAGED	3ITL	IE0088N83063	588	1.2%	0.100%	0.103%
5 WISDOMTREE WTI CRUDE OIL 3X DAILY L	3OIL	IE00BMTM6832	568	1.2%	0.255%	0.268%
6 WISDOMTREE NATURAL GAS 3X DAILY LEV	3NGL	IE00BLRPRG98	525	1.1%	0.374%	0.408%
7 INVESCO PHYSICAL GOLD ETC	SGLD	IE00B579F325	480	1.0%	0.055%	0.059%
8 WISDOMTREE NATURAL GAS 3X DAILY SHORT	3NGS	IE00B768RD76	458	1.0%	0.693%	0.729%
9 WISDOMTREE WTI CRUDE OIL 3X DAILY SHO	3OIS	IE00BMTM6832	455	1.0%	0.211%	0.219%
10 ISHARES HIGH YLD CORP UCITS ETF DIST	IHYG	IE00B66F4759	436	0.9%	0.048%	0.054%

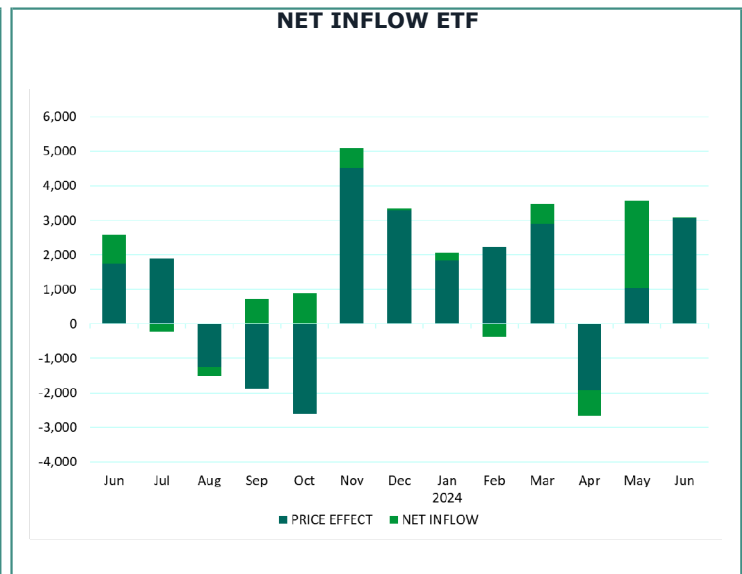
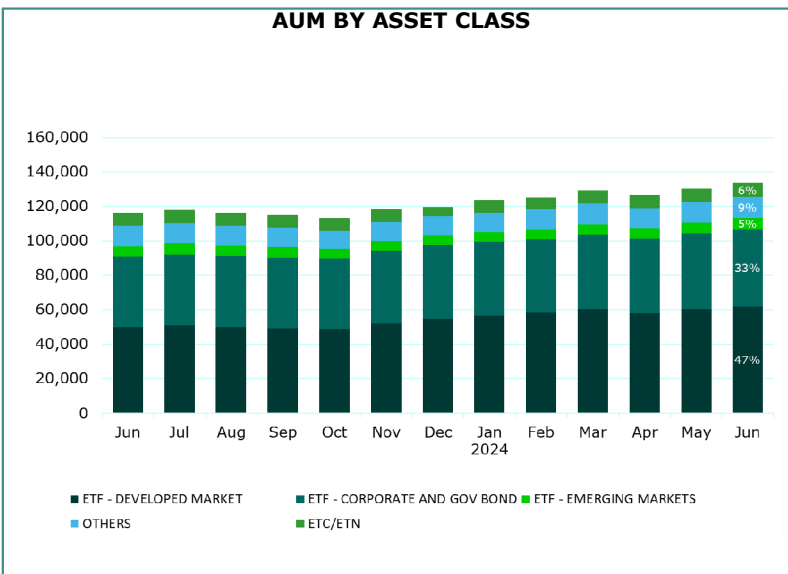
TRADING BY SIZE OF TURNOVER

SIZE OF TURNOVER			MAY 2024		JUNE 2024		YEAR 2023			
			Trades	Turnover eur m	Trades	Turnover eur m	Trades	% TOT	Turnover eur m	% TOT
01: <500	-	500	148 172	27.5	131 235	24.0	805 851	19.9%	157.8	0.3%
02: <1000	500	1 000	66 079	49.9	59 070	44.3	390 981	9.7%	293.9	0.6%
03: <2000	1 000	2 000	94 204	135.7	76 674	110.4	539 397	13.3%	780.5	1.6%
04: <3000	2 000	3 000	61 307	150.6	51 738	126.8	360 799	8.9%	889.6	1.9%
05: <4000	3 000	4 000	42 843	149.4	34 504	119.2	244 501	6.0%	847.7	1.8%
06: <5000	4 000	5 000	34 991	158.1	30 419	137.6	204 712	5.1%	927.3	1.9%
07: <6000	5 000	6 000	34 444	186.0	32 188	173.9	202 996	5.0%	1 097.5	2.3%
08: <7000	6 000	7 000	16 862	109.2	15 933	102.9	101 656	2.5%	657.4	1.4%
09: <8000	7 000	8 000	15 415	115.8	14 031	105.3	89 162	2.2%	669.6	1.4%
10: <9000	8 000	9 000	12 737	107.8	13 489	114.3	79 240	2.0%	670.9	1.4%
11: <10000	9 000	10 000	18 993	182.1	18 991	182.3	108 487	2.7%	1 038.4	2.2%
12: <15000	10 000	15 000	47 010	563.6	45 453	539.2	273 855	6.8%	3 278.1	6.8%
13: <20000	15 000	20 000	29 304	518.5	25 381	448.8	157 677	3.9%	2 771.7	5.8%
14: <25000	20 000	25 000	16 683	370.7	15 050	335.1	95 867	2.4%	2 130.8	4.5%
15: <30000	25 000	30 000	9 922	271.4	9 589	262.3	60 662	1.5%	1 660.8	3.5%
16: <35000	30 000	35 000	7 298	236.4	6 803	219.6	43 021	1.1%	1 389.0	2.9%
17: <40000	35 000	40 000	6 051	227.1	5 301	199.3	34 731	0.9%	1 304.0	2.7%
18: <45000	40 000	45 000	4 783	201.8	4 525	191.1	27 835	0.7%	1 176.9	2.5%
19: <50000	45 000	50 000	4 473	213.2	4 142	197.6	27 399	0.7%	1 305.8	2.7%
20: <75000	50 000	75 000	13 600	815.2	13 428	801.8	83 438	2.1%	4 985.4	10.4%
21: <100000	75 000	100 000	6 947	609.3	7 998	705.7	40 411	1.0%	3 541.5	7.4%
22: <125000	100 000	125 000	4 454	486.2	4 427	482.4	27 710	0.7%	3 028.5	6.3%
23: <150000	125 000	150 000	2 136	294.1	2 024	277.2	13 040	0.3%	1 788.8	3.7%
24: >= 150000	150 000		5 892	2 002.6	5 257	1 677.7	34 681	0.9%	11 476.9	24.0%
TOTAL			704 600	8 182.1	627 650	7 579.0	4 048 109		47 868.8	

TRADING EVOLUTION



FOCUS



SPREAD

	SPREAD							
	BBO		5 000 €		15 000 €		25 000 €	
	SPREAD	% OBSER	SPREAD	% OBSER	SPREAD	% OBSER	SPREAD	% OBSER
ETF - DEVELOPED MARKET	0.08%	99.93%	0.08%	99.93%	0.08%	99.92%	0.09%	99.92%
EQUITY EUROPE - REGIONAL	0.08%	99.99%	0.08%	99.99%	0.09%	99.99%	0.09%	99.99%
EQUITY EUROPE - SINGLE COUNTRY	0.06%	100.00%	0.06%	100.00%	0.07%	99.99%	0.07%	99.99%
EQUITY NORTH AMERICA	0.06%	100.00%	0.06%	99.99%	0.06%	99.99%	0.06%	99.99%
EQUITY PACIFIC	0.31%	98.90%	0.31%	98.90%	0.31%	98.90%	0.35%	98.89%
EQUITY SHORT	0.08%	100.00%	0.08%	100.00%	0.08%	100.00%	0.08%	100.00%
EQUITY WORLD	0.09%	99.98%	0.09%	99.97%	0.09%	99.96%	0.09%	99.95%
ETF - EMERGING MARKETS	0.19%	99.99%	0.19%	99.99%	0.20%	99.98%	0.22%	99.91%
EQUITY EMERGING - AFRICA/MIDDLE EAST	0.41%	100.00%	0.42%	99.88%	0.45%	99.87%	0.48%	99.83%
EQUITY EMERGING - ASIA	0.22%	99.99%	0.23%	99.99%	0.24%	99.98%	0.25%	99.87%
EQUITY EMERGING - CENTRE/SOUTH AMERICA	0.33%	100.00%	0.34%	99.96%	0.36%	99.86%	0.38%	99.77%
EQUITY EMERGING - EAST EUROPE	0.31%	100.00%	0.33%	100.00%	0.36%	100.00%	0.39%	100.00%
EQUITY EMERGING - WORLD	0.13%	99.99%	0.13%	99.99%	0.15%	99.98%	0.16%	99.97%
ETF - CORPORATE GOVERNMENT BONDS	0.07%	99.97%	0.07%	99.95%	0.08%	99.95%	0.08%	99.94%
CORPORATE BOND - EMERGING	0.24%	99.99%	0.25%	99.97%	0.25%	99.97%	0.26%	99.97%
CORPORATE BOND - EUR	0.07%	99.97%	0.07%	99.96%	0.07%	99.96%	0.07%	99.95%
CORPORATE BOND - EX EUR	0.15%	99.92%	0.16%	99.92%	0.16%	99.92%	0.17%	99.91%
CORPORATE BOND - HIGH YIELD	0.11%	99.93%	0.11%	99.88%	0.12%	99.87%	0.12%	99.86%
GOVERNMENT BONDS - EMERGING	0.14%	99.98%	0.14%	99.97%	0.15%	99.96%	0.16%	99.90%
GOVERNMENT BONDS - EUR	0.05%	99.98%	0.05%	99.96%	0.05%	99.96%	0.06%	99.95%
GOVERNMENT BONDS - EX EUR	0.07%	99.98%	0.07%	99.96%	0.07%	99.96%	0.08%	99.96%
GOVT + CORPORATE BOND	0.09%	99.98%	0.10%	99.97%	0.10%	99.97%	0.11%	99.97%
INFLATION	0.11%	99.94%	0.11%	99.90%	0.11%	99.89%	0.12%	99.87%
LIQUIDITY	0.02%	100.00%	0.02%	100.00%	0.02%	99.98%	0.02%	99.97%
ETF - OTHERS	0.27%	99.43%	0.27%	99.42%	0.34%	99.40%	0.43%	99.36%
COMMODITIES	0.14%	100.00%	0.14%	100.00%	0.15%	100.00%	0.15%	100.00%
CREDIT INDICES	0.26%	99.77%	0.26%	99.77%	0.27%	99.77%	0.27%	99.70%
EQUITY SECTORS	0.16%	99.99%	0.17%	99.99%	0.17%	99.98%	0.17%	99.97%
EQUITY THEMATIC	0.36%	98.97%	0.36%	98.95%	0.47%	98.93%	0.63%	98.89%
MULTI ASSET	0.21%	99.99%	0.22%	99.99%	0.25%	99.72%	0.28%	98.82%
VOLATILITY INDICES	0.27%	100.00%	0.31%	99.99%	0.34%	99.78%	0.35%	99.37%
ETF	0.10%	99.90%	0.10%	99.89%	0.11%	99.88%	0.12%	99.87%

Data obtained from 1 minute snapshots of the trading book (5 levels) during trading days of the relevant month.

Market Spread: means the difference between bid and ask prices divided by the mid quote at which it was possible to buy and sell simultaneously the relevant amount.

% Obser: means the percentage of observations at which it would be possible to buy and sell simultaneously the relevant amount.

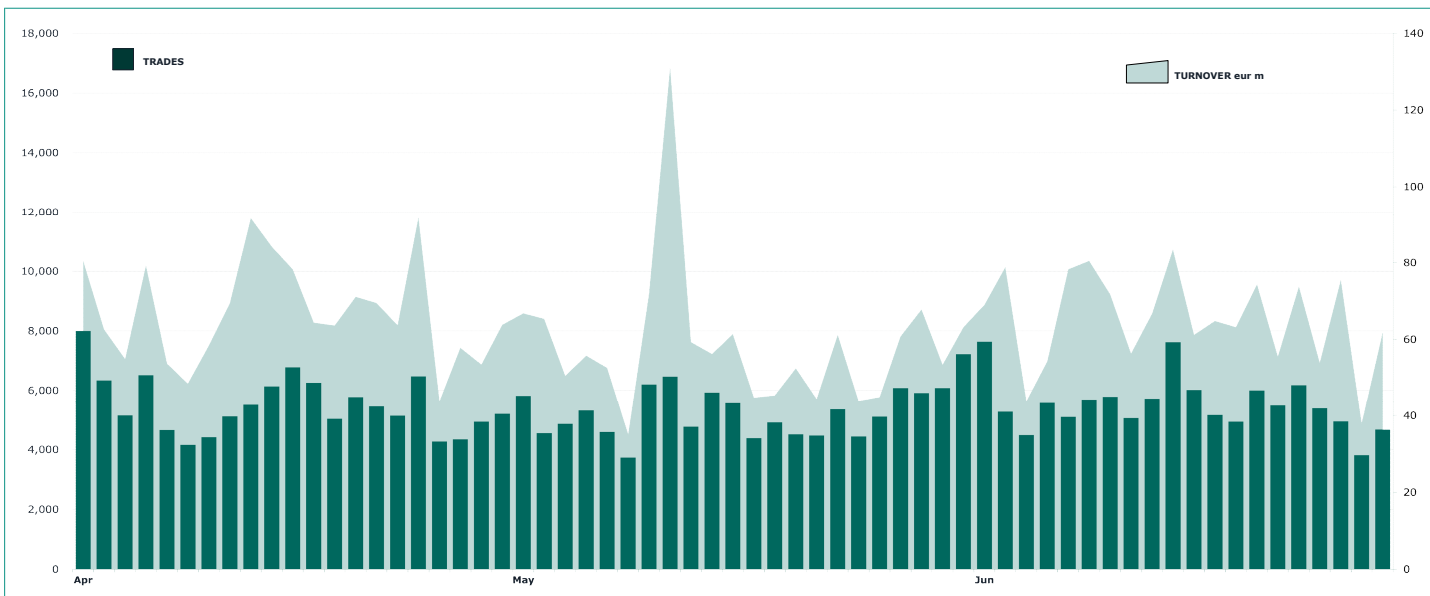
The average showed is the weighted average on AUM deposited in Monte Titoli is used: it's the average calculated taking into account the AUM (asset under management) deposited in Monte Titoli.

News

ETFplus AUM reached the new record of €133.41bn (+15.02% vs June 2023).

New record for the ETF AUM: €125.55bn (+15.75% vs June 2023).

ESG INSTRUMENTS DAILY TURNOVER



MOST TRADED ESG INSTRUMENTS IN THE MONTH BY TRADES AND RELATIVE SPREAD

Name	Trading Code	ISIN	TRADES		SPREAD	
			number	% TOT	BBO	25 000 €
1 VANECK SEMICONDUCTOR UCITS ETF	SMH	IE00BMC38736	8 629	7.8%	0.104%	0.117%
2 ISHARES GLOBAL CLEAN ENERGY UCITS ETF	INRG	IE00B1XNH34	3 127	2.8%	0.119%	0.139%
3 Amundi MSCI Semiconductors ESG Screened UCITS	CHIP	LU1900066033	2 917	2.6%	0.165%	0.203%
4 WISDOMTREE ARTIF INTEL UCITS ETF USD ACC	WTAI	IE00BDVPMG13	2 153	1.9%	0.104%	0.123%
5 FRANKLIN EURO SHORT MATURITY UCITS ETF	FLES	IE00BFWXD969	2 019	1.8%	0.049%	0.062%

MOST TRADED ESG INSTRUMENTS IN THE MONTH BY TURNOVER AND RELATIVE SPREAD

Name	Trading Code	ISIN	TURNOVER		SPREAD	
			eur m	% TOT	BBO	25 000 €
1 VANECK SEMICONDUCTOR UCITS ETF	SMH	IE00BMC38736	87.6	6.7%	0.104%	0.117%
2 XTRACKERS EUR CORP B SRI PAB UCITS ETF	XB4F	LU0484968812	39.7	3.0%	0.066%	0.077%
3 JPM GLOB RES ENHA EQ ESG UCITS ETF USD A	JREG	IE00BF4G6Y48	37.3	2.9%	0.059%	0.063%
4 ISHARES GLOBAL CLEAN ENERGY UCITS ETF	INRG	IE00B1XNH34	30.1	2.3%	0.119%	0.139%
5 ISHARES MSCI USA SRI UCITS ETF USD ACC	SUAS	IE00BYVJRR92	26.5	2.0%	0.095%	0.099%

MOST TRADED ESG INSTRUMENTS IN THE YEAR BY TRADES AND RELATIVE SPREAD

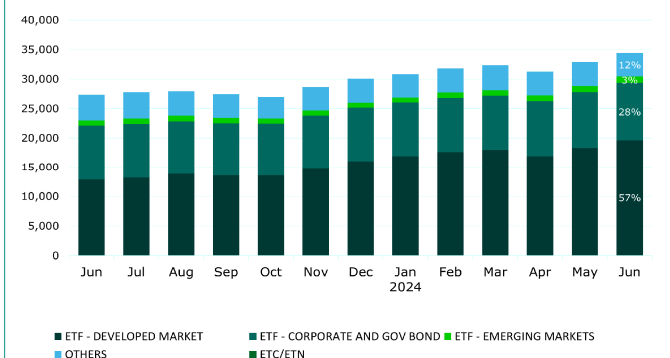
Name	Trading Code	ISIN	TRADES		SPREAD	
			number	% TOT	BBO	25 000 €
1 VANECK SEMICONDUCTOR UCITS ETF	SMH	IE00BMC38736	34 305	5.0%	0.12%	0.13%
2 ISHARES GLOBAL CLEAN ENERGY UCITS ETF	INRG	IE00B1XNH34	24 779	3.6%	0.12%	0.14%
3 WISDOMTREE ARTIF INTEL UCITS ETF USD ACC	WTAI	IE00BDVPMG13	18 487	2.7%	0.12%	0.14%
4 ISHARES AUTOMAT & ROBOTICS UCITS ETF ACC	RBOT	IE00BYZK4552	13 068	1.9%	0.10%	0.12%
5 ISHARES MSCI WORLD SRI UCITS ETF EUR A	SUSW	IE00BYX2JD69	11 544	1.7%	0.09%	0.10%

MOST TRADED ESG INSTRUMENTS IN THE YEAR BY TURNOVER AND RELATIVE SPREAD

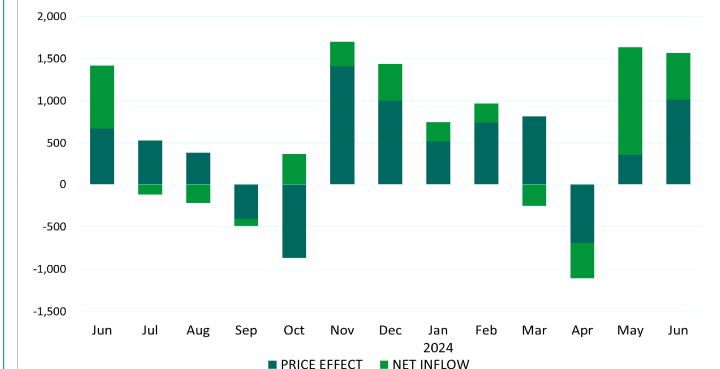
Name	Trading Code	ISIN	TURNOVER		SPREAD	
			eur m	% TOT	BBO	25 000 €
1 VANECK SEMICONDUCTOR UCITS ETF	SMH	IE00BMC38736	294.0	3.7%	0.12%	0.13%
2 ISHARES GLOBAL CLEAN ENERGY UCITS ETF	INRG	IE00B1XNH34	199.7	2.5%	0.12%	0.14%
3 JPM GLOB RES ENHA EQ ESG UCITS ETF USD A	JREG	IE00BF4G6Y48	170.0	2.1%	0.07%	0.08%
4 JPM US RES ENH EQUIT ESG UCITS ETF USD A	JREU	IE00BF4G7076	166.5	2.1%	0.07%	0.07%
5 AMUNDI MSCI WLD SRI NETO PAB UCITS ETF A	WSRI	IE000Y77LGG9	134.3	1.7%	0.07%	0.09%

FOCUS

ESG INSTRUMENTS AUM BY ASSET CLASS



ESG INSTRUMENTS NET INFLOW



At the moment the instruments on ETFplus that can be classified as "Sustainable" are all ETFs.

Markets Analysis
 Piazza degli Affari, 6 - 20123 Milano
 T +39 02 724261 | Fax +39 02 8646.4323
 StatEurope@euronext.com
 www.borsaitaliana.it

This publication is for information purposes only and is not a recommendation to engage in investment activities. This publication is provided "as is" without representation or warranty of any kind. Whilst all reasonable care has been taken to ensure the accuracy of the content, Euronext does not guarantee its accuracy or completeness. Euronext will not be held liable for any loss or damages of any nature ensuing from using, trusting or acting on information provided. No information set out or referred to in this publication shall form the basis of any contract. The creation of rights and obligations in respect of financial products that are traded on the exchanges operated by Euronext's subsidiaries shall depend solely on the applicable rules of the market operator. All proprietary rights and interest in or connected with this publication shall vest in Euronext. No part of it may be redistributed or reproduced in any form without the prior written permission of Euronext. Euronext disclaims any duty to update this information. Euronext refers to Euronext N.V. and its affiliates. Information regarding trademarks and intellectual property rights of Euronext is located at www.euronext.com/terms-use.

